



Good morning.

Higher trade in the soybean complex, corn, and wheat despite a 34-point higher trade in the USD and lower energy prices. Malaysian palm and Paris rapeseed prices are at contract highs. Results for Egypt's wheat import tender should be out soon. China is back from holiday Thursday evening (Friday trade). Weekly US ethanol production and stocks are due out later this morning. Trade estimates for the USDA S&D report may roll out as early as this evening.

	Corn	Bean	Chi. Wheat	Meal	Oil
FI Est. Managed Fut. Only	243	48	12	(24)	59
FI Est. Managed Money F&O	253	50	15	(24)	58

Prices as 10/6/21 7:38 AM

CBOT Soybeans			Soybean Meal			Soybean Oil					
	Change	Volume		Change	Volume		Change	Volume			
NOV1	1251.50	1.00	14078	OCT1	321.40	1.20	16	OCT1	60.89	0.00	0
JAN2	1262.25	1.25	4785	DEC1	322.00	0.80	8411	DEC1	61.66	0.52	12294
MAR2	1270.75	1.25	3460	JAN2	323.90	0.70	3646	JAN2	61.40	0.45	4233
MAY2	1280.25	1.00	1108	MAR2	327.40	0.80	2441	MAR2	60.77	0.33	2936
JUL2	1285.50	0.75	657	MAY2	332.10	1.10	1530	MAY2	60.09	0.24	1023
AUG2	1282.25	1.00	45	JUL2	336.80	1.30	884	JUL2	59.35	0.11	365
CBOT Corn			Oats			Chicago Wheat					
	Change	Volume		Change	Volume		Change	Volume			
DEC1	539.25	1.75	17110	DEC1	596.75	2.00	49	DEC1	747.25	2.50	8125
MAR2	547.25	1.25	4593	MAR2	590.75	7.25	7	MAR2	760.25	3.00	2396
MAY2	552.75	2.00	1638	MAY2	576.25	0.50	1	MAY2	762.75	2.50	866
JUL2	553.00	2.00	731	JUL2	556.00	0.00	0	JUL2	741.50	0.50	515
SEP2	535.75	1.00	238	SEP2	481.00	0.00	0	SEP2	743.25	0.25	153
DEC2	532.00	0.75	1079	DEC2	471.25	0.00	0	DEC2	747.50	(0.50)	264
KC Wheat			Mat Wheat			ICE CANOLA					
	Change	Volume		Change	Volume		Change	Volume			
DEC1	744.25	3.25	1952	DEC1	265.50	2.75	11634	NOV1	932.70	10.40	182
MAR2	753.00	4.25	674	MAR2	261.25	2.50	8800	JAN2	918.50	10.70	182
MAY2	755.75	4.25	210	MAY2	257.50	2.25	1863	MAR2	902.70	11.50	182
JUL2	742.00	2.00	140	SEP2	235.75	1.50	1147	MAY2	877.90	11.70	182

Soy/Corn Ratio X/Z 2021 2.3065

Source: FI and Reuters

Weather

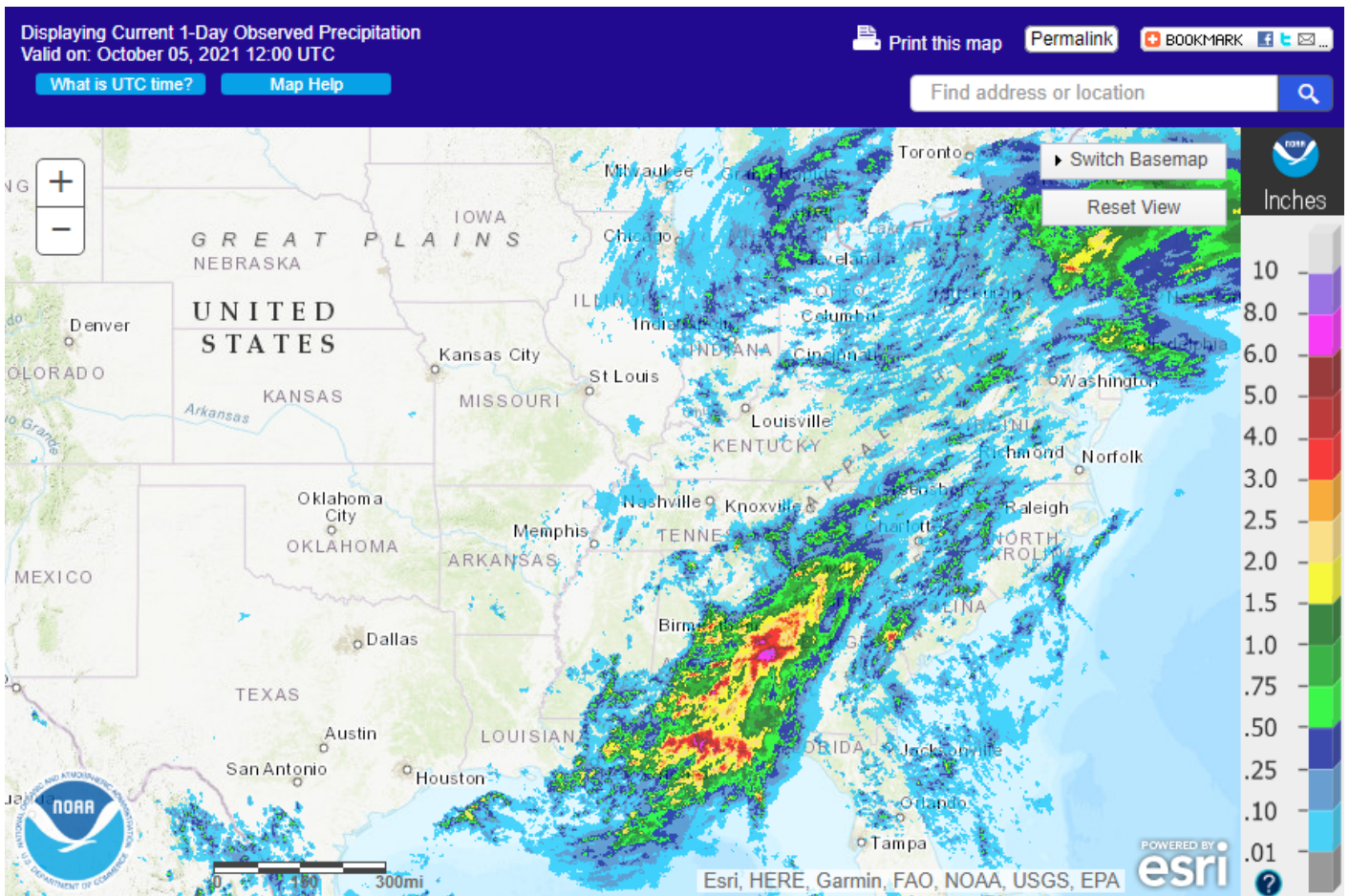
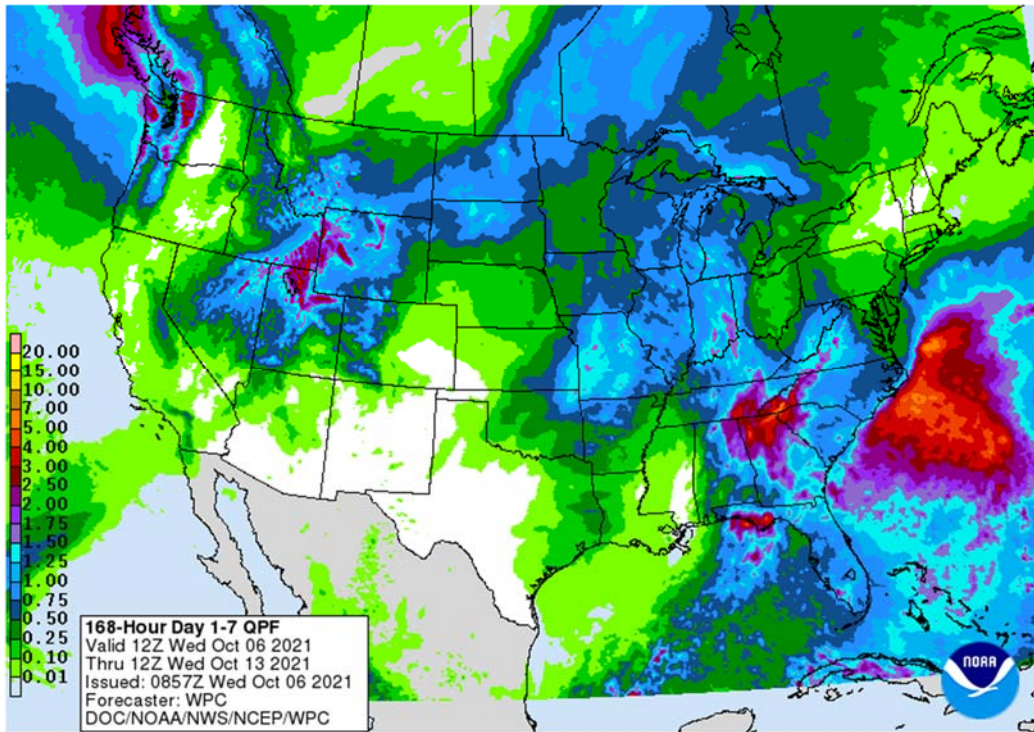
7-day

Terry Reilly Grain Research

Futures International | One Lincoln Center | 18 W 140 Butterfield Rd. | Oakbrook

Terrace, Il. 60181

W: 312.604.1366 | treilly@futures-int.com



Terry Reilly Grain Research

Futures International | One Lincoln Center | 18 W 140 Butterfield Rd. | Oakbrook Terrace, IL 60181

W: 312.604.1366 | treilly@futures-int.com

World Weather Inc.

WORLD WEATHER HIGHLIGHTS FOR OCTOBER 6, 2021

- Parts of Argentina will continue to struggle for significant rain in the coming week.
- Brazil's southern crop areas will see frequent waves of rain resulting in a wetter than usual October from southeastern Paraguay and northern Rio Grande do Sul to southern Minas Gerais and Rio de Janeiro.
- Rainfall farther to the north in Brazil will be more sporadic and light in the next seven days with slowly increasing shower activity in the following week.
- U.S. weather has not changed much from that advertised Tuesday
 - The most watched weather events will be those expected this weekend and next week in north-central parts of the U.S. and across eastern Canada's Prairies where significant rain and some snow may fall.
 - West Texas and the lower Delta weather will remain favorable while improving conditions occur in the northern U.S. Delta after too much rain fell last month and earlier this month.
 - Too much rain will continue in the southeastern United States for a few more days, but improving conditions are expected this weekend into next week.
- Northern India will be drying down seasonably
- Northern China will remain too wet for many of its crops
- Western Russia will be mild to cool with limited precipitation for a while longer
- Relief from dryness is occurring from Italy into the lower Danube River Basin in southeastern Europe.
- Eastern Australia will get some rain over the next few days and the precipitation will be most welcome to future spring and summer crop planting.
- South Africa winter crops are in good condition
- Southeast Asia rainfall has been favorable in recent weeks, but a little more rain may be needed in Sumatra and Java, Indonesia
- Southern Mexico and Central America will remain wet
- Colombia, Venezuela, Ecuador and Peru will see above average rainfall in the next couple of weeks
- A tropical cyclone is evolving in the South China Sea that will threaten Vietnam and southern China with heavy rain in the coming week
- Another tropical cyclone will form in the Philippines Sea during the next few days and it could become a very large storm with movement toward Taiwan, southeastern China and perhaps the Korean Peninsula and western Japan during the next ten days

Bloomberg Ag Calendar

Wednesday, Oct. 6:

- EIA weekly U.S. ethanol inventories, production
- Agricultural Technology and Food Salon, a virtual event organized by IFIC (Oct. 6-7)
- **HOLIDAY: China**

Thursday, Oct. 7:

- FAO Food Price Index & cereals supply/demand brief
- USDA weekly crop net-export sales for corn, soybeans, wheat, cotton, pork, and beef, 8:30am
- **Brazil's Conab report on yield, area and output of corn and soybeans**
- Port of Rouen data on French grain exports
- **HOLIDAY: China**

Friday, Oct. 8:

- **Labor Department's September jobs report**
- ICE Futures Europe weekly commitments of traders report (6:30pm London)
- CFTC commitments of traders weekly report on positions for various U.S. futures and options, 3:30pm
- China's CNGOIC to publish supply-demand reports on corn, soybeans, and other commodities

Terry Reilly Grain Research

Futures International | One Lincoln Center | 18 W 140 Butterfield Rd. | Oakbrook Terrace, IL 60181

W: 312.604.1366 | treilly@futures-int.com

- FranceAgriMer weekly update on crop conditions

Monday

- U.S. crop conditions - corn, cotton, soybeans; winter wheat planted, 4pm

Tuesday

- **USDA S&D's, Crop production**

Source: Bloomberg and FI

CBOT Deliveries and Registrations

	Deliveries	Reg.	Reg. Change
Soybeans	NA	1	0
Soybean Meal	0	1	0
Soybean Oil	0	365	0
Corn	NA	17	0
Oats	NA	2	0
Chi. Wheat	NA	1,180	0
KC Wheat	NA	1,273	0
Rice	NA	905	(100)
Ethanol	NA	0	0
MN Wheat	NA		

Registrations

				Previous	Change
Rice					
SOUTHERN RICE & COTTON	HARRISBURG, AR	49	10/05/2021	149	09/09/2021 (100)
Chicago Wheat					

CBOT Open Interest

CBOT Product			Prompt OI	Change	Total Open Interest*	Change
<i>Soybeans</i>	<i>Sv1</i>	<i>Nov 21</i>	316,634	(2,228)	715,871	5,034
<i>Soy Oil</i>	<i>BOv1</i>	<i>Dec 21</i>	159,617	1,547	388,253	801
<i>Soy Meal</i>	<i>SMv1</i>	<i>Dec 21</i>	185,508	5,389	400,081	10,708
<i>Corn</i>	<i>Cv1</i>	<i>Dec 21</i>	668,945	(10,453)	1,399,062	(6,767)
<i>Oats</i>	<i>Oc1</i>	<i>Dec 21</i>	3,795	(7)	5,014	63
<i>CHI Wheat</i>	<i>Wv1</i>	<i>Dec 21</i>	193,602	(704)	373,327	2,615
<i>KC Wheat</i>	<i>KWv1</i>	<i>Dec 21</i>	127,160	(2,196)	230,506	(336)
<i>Rice</i>	<i>RRc2</i>	<i>Jan 22</i>	1,341	162	9,067	(13)
CME Product			Prompt OI	Change	Total Open Interest*	Change
<i>Live Cattle</i>	<i>LCc2</i>	<i>Dec 17</i>	127,444	(1,735)	290,029	(1,289)
<i>Lean Hogs</i>	<i>LHc2</i>	<i>Dec 17</i>	110,115	1,010	258,120	976

*Previous day preliminary data as of 10/5/2021

Terry Reilly Grain Research

Futures International | One Lincoln Center | 18 W 140 Butterfield Rd. | Oakbrook Terrace, IL 60181

W: 312.604.1366 | treilly@futures-int.com

Top 15 most active options

Option Strike	TL Globex/Pit Volume	Current Open Interest	Open Interest Change from previous day
SMZ 330C	5,105	5,011	+ 4,434
WZ 780C	4,608	7,193	+ 2,310
SMZ 350C	4,585	2,729	- 2,998
CZ 600C	3,795	37,698	- 2,827
CX 520P	3,438	9,169	+ 2,152
WZ 850C	3,009	8,865	+ 2,527
SX 1250C	2,700	4,185	+ 791
SX 1280C	2,506	6,380	+ 293
CZ 490P	2,443	10,090	- 1,316
SX 1220P	2,425	9,395	- 189
CH 700C	2,367	9,534	- 867
CX 550C	2,347	6,668	+ 1,019
SX 1190P	2,278	4,009	+ 1,465
SX 1200P	2,224	19,797	- 211
CZ 500P	2,165	32,462	- 1,060

*Previous day preliminary data as of 10/5/2021

Macros

Prices as 10/6/21 7:38 AM

	Month	Price	Change
USD	Index	94.329	0.354
EUR/USD	Spot	1.1539	(0.006)
USD/BRL	Bid	5.5024	0.028
BITCOIN	BTCc1	\$52,780	\$1,150
WTI Crude	NOV1	78.27	(0.660)
Brent	DEC1	81.95	(0.610)
Nat Gas	NOV1	6.070	(0.242)
DJ Mini	DEC1	33928	(255)
US 10-Yr	DEC1	131 21/32	- 3/32
Gold	NOV1	1759.4	(0.800)

Source: FI and Reuters

US ADP Employment Change Sep: 568K (est 430K; prev 374K)

Corn

- Corn is higher following a mostly higher trade in wheat. US harvesting pressure and a higher USD could limit gains.
- The USDA Attaché updated their China corn balance and they show corn imports for this crop year at 20 million tons from 30 million tons for 2020-21. Corn production for 2021-22 is forecast at 272 MMT, 1 MMT lower than USDA's official projection.

Terry Reilly Grain Research

Futures International | One Lincoln Center | 18 W 140 Butterfield Rd. | Oakbrook Terrace, IL 60181

W: 312.604.1366 | treilly@futures-int.com

<https://apps.fas.usda.gov/newgainapi/api/Report/DownloadReportByFileName?fileName=Grain%20and%20Feed%20Update%20Beijing%20-%20People%27s%20Republic%20of%20China%20-%2009-27-2021>

- A Bloomberg poll looks for weekly US ethanol production to be up 10,000 barrels (900-945 range) from the previous week and stocks up 26,000 barrels to 20.246 million.

Export developments.

- Turkey seeks 325,000 tons of feed corn on October 14 for November 14 through December 6 shipment.

US Weekly Petroleum Status Report - Ethanol

	Ethanol Production		Change		Ethanol Stocks		Change		Days of Ethanol
	FI Production Est.	Mbbl	Last Week	Last Year	FI Stocks Est.	Mbbl	Last Week	Last Year	
7/30/2021		1013	-1	8.8%		22,649	-84	11.3%	22.4
8/6/2021		986	-27	7.4%		22,276	-373	12.8%	23.0
8/13/2021		973	-13	5.1%		21,558	-718	6.4%	22.9
8/20/2021		933	-40	0.2%		21,223	-335	4.0%	23.1
8/27/2021		905	-28	-1.8%		21,110	-113	1.1%	23.5
9/3/2021		923	18	-1.9%		20,390	-720	2.0%	22.9
9/10/2021		937	14	1.2%		20,010	-380	1.1%	21.8
9/17/2021		926	-11	2.2%		20,111	101	0.6%	21.6
9/24/2021		914	-12	3.7%		20,220	109	2.7%	22.0
10/1/2021	+3 to +7				+50 to +100				

Source: EIA and FI

Soybeans

- Higher trade in the soybean complex. Today's focus might be on soybean oil, in our opinion, as many related oilseed and vegetable oil markets continues to rally. Malaysian palm futures settled at a record high.
- European cash vegetable oils were also up sharply from this time yesterday morning.
- November Paris rapeseed futures set another contract high at 678.75 euros a ton, currently up 14.75 at 676.75 euros.
- China is back from holiday on Friday and it will be interesting how the markets react.
- Malaysian palm futures rallied 134 MYR and cash was up a large \$30.00/ton to \$1,247.50/ton.

MALAYSIA PALM OIL

		6-Oct	5-Oct		
Futures MYR/MT	DEC1	4872	4738	+134	\$1,165
RBD Olien Cash USD/MT	Dec21	\$1,247.50	\$1,217.50	\$30.00	2.5%
US Gulf Crude SBO over RBD Palm	Spot	\$133	\$130	\$3	

- November Paris rapeseed futures set another contract high at 678.25 euros a ton, currently up 15.50 at 677.50 euros.

		6-Oct	5-Oct	Change
Rotterdam Oils				
Soy oil EUR/MT	Oct	1,275.00	1,240.00	+35.00
Rape oil EUR/MT	Oct	1,585.00	1,525.00	+60.00

- The US midwestern central and eastern crop areas should see favorable rain through Thursday.

Terry Reilly Grain Research

Futures International | One Lincoln Center | 18 W 140 Butterfield Rd. | Oakbrook Terrace, IL 60181

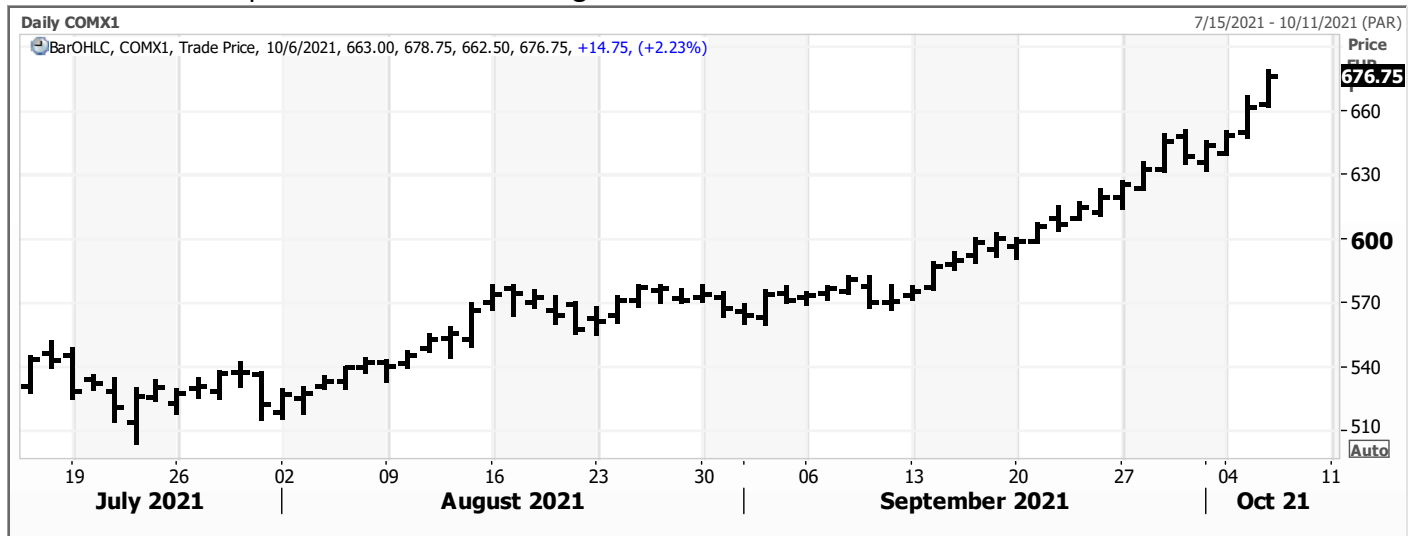
W: 312.604.1366 | treilly@futures-int.com

- Argentina producers committed nearly 31 million tons of 2020-21 soybeans after seeing an increase of 464,200 tons for the week ending September 29. BA Grains Exchange estimated 2020-21 production at 43.1 million tons.

Export Developments

- None reported

November Paris rapeseed is at a contract high



Source: Reuters and FI

Wheat

- Higher trade in wheat despite a 31-point higher trade in the USD and lower energy prices.
- Egypt seeks wheat for November 11-20 and/or November 21-30 shipment.
- Some of the US HRW wheat areas are still in need of rain, specifically southern and far western Great Plains (eastern Colorado, western Oklahoma, and northern Texas).
- Ukraine's AgMin lowered their projection for the Ukraine grain production to 80.25 million tons from 80.63 million previous, but increased exports to 24.51 million tons from 23.8 million previously.

Export Developments.

- Egypt seeks wheat for November 11-20 and/or November 21-30 shipment. Lowest offer was \$319.97 for November 11-30 shipment and lowest offer was \$321.35/ton for November 21-30 shipment.
- Tunisia seeks 100,000 tons of durum wheat on October 7 for November 1-December 20 shipment.
- Pakistan seeks 90,000 tons of optional origin wheat on October 13. They already bought 550k and 575k since September 23.
- Japan's AgMin in a SBS import tender seeks 80,000 tons of feed wheat and 100,000 tons of feed barley on October 13 for arrival by February 24.
- Jordan passed on 120,000 tons of wheat.
- Ethiopia seeks 300,000 tons of milling wheat on November 9.
- Japan seeks 130,963 tons of food wheat from the US, Canada, and Australia for December loading.

Japan food wheat import details are via Reuters as follows (in tons):

COUNTRY	TYPE	QUANTITY
U.S.	Western White	30,295 *
U.S.	Hard Red Winter(semi hard)	18,870 *
U.S.	Dark Nothern Spring(protein minimum 14 pct)	11,360 *
Canada	Western Red Spring(protein minimum 13.5 pct)	24,410 *
Australia	Standard White(West Australia)	23,508 **
Australia	Standard White(West Australia)	22,520 **

** Loading between Dec 1 and Dec 31, 2021

Source: Ministry of Agriculture

Source: Japan AgMin, Reuters and FI

- Taiwan seeks 48,000 tons of wheat on October 7 for November 25 and December 9 shipment.
- Jordan seeks 120,000 tons of feed barley on October 7.
- The UN seeks 200,000 tons of milling wheat on October 8 for Ethiopia for delivery 90 days after contract signing.
- Turkey seeks 310,000 tons of feed barley, on Oct. 8.

Rice/Other

- Mauritius seeks 6,000 tons of white rice on October 26 for January 1-March 31 shipment.

Foreign Agriculture Market Guidance

As of 7:03 AM

Day on day change

		6-Oct	5-Oct	Change	
Rotterdam Oils					
Soy oil EUR/MT	Oct	1,275.00	1,240.00	+35.00	
Rape oil EUR/MT	Oct	1,585.00	1,525.00	+60.00	
Rotterdam Soybean Meal					
Argentina USD/MT (high protien)	Nov/Dec	448.00	448.00	unchanged	
Argentina USD/MT	Jan/Mar	435.00	434.00	+1.00	
Brazil USD/MT (pellets)	Nov/Dec	441.50	438.50	+3.00	
Brazil USD/MT	Jan/Mar	417.00	422.00	-5.00	
MALAYSIA PALM OIL					
Futures MYR/MT	DEC1	4872	4738	+134	\$1,165
RBD Olien Cash USD/MT	Dec21	\$1,247.50	\$1,217.50	\$30.00	2.5%
US Gulf Crude SBO over RBD Palm	Spot	\$133	\$130	\$3	
China Futures (Set. - Prv. Settle)					
Soybeans #1 (DCE) CNY/MT	JAN2	5954	5954	unchanged	0.0%
Soybean Meal	JAN2	3473	3473	unchanged	0.0%
Soybean Oil	JAN2	9276	9276	unchanged	0.0%
China Palm Oil	JAN2	8780	8780	unchanged	0.0%
China Futures Crush Margin					
USD/BU	JAN2	-2.67	-2.67	unchanged	
CNY/MT	JAN2	-1523.29	-1523.29	unchanged	
Corn (DCE) CNY/MT	JAN2	2497	2497	unchanged	0.0%
Wheat (ZCE) CNY/MT	JAN2	2701	2701	unchanged	0.0%
Hogs (ZCE) CNY	JAN2	13930	13930	unchanged	0.0%
China Cash					
Cash Soybean Crush USD/BU	Spot	\$1.76	\$1.76	unchanged	
Average Cash Wheat USD/BU		\$10.96	\$10.96	unchanged	
Average Cash Corn USD/BU		\$10.34	\$10.34	unchanged	
Corn North USD/BU	Spot	\$9.78	\$9.78	unchanged	
Corn South USD/BU	Spot	\$10.80	\$10.80	unchanged	
Reuters Imported Corn South USD/BU	Spot	\$8.00	\$8.00	unchanged	

Currency adjusted to the CME pit close

In cents/bu	6-Oct
oils in points and meal in USD/short ton	
Rot soy oil	-86
Rot rape oil	+36

Matif Wheat (Liffe)		\$/ton	\$301.67	\$298.75	
Matif EUR/MT morning over morning	MAR2		261.50	257.50	+4.00

Matif morning +18.93

Baltic Dry Index	Spot	5409	5267	+142
		5-Oct	4-Oct	

Exchange Rates

EU	Euro/\$	1.1536	1.1602	-0.0066
MYR	Ringgit/\$	4.1830	4.1775	+0.0055
CNY	RMB/\$	6.4452	6.4452	unchanged

ALL OILS
Average lead
-48
ALL MEAL
Average lead
\$1.95

CME electronic close change

SX21	+14.75	SMV21	-1.90	BOV21	+232	CZ21	-3.25
SF22	+14.75	SMZ21	-2.40	BOZ21	+231	CH22	-3.75
SH22	+14.25	SMF22	-2.40	BOF22	+224	CK22	-4.00
SK22	+14.00	SMH22	-2.00	BOH22	+214	WZ21	-11.75
SN22	+14.50	SMK22	-1.90	BOK22	+203	WH22	-11.00
SQ22	+14.50	SMN22	-1.80	BON22	+195	WK22	-11.25
						WN22	-8.25

#1 China SB is only designed for Non-GMO soybeans, but captures 96-98% of total bean open interest. #2 China soybeans are not heavily traded

Source: Reuters, Dow Jones Newswires and Futures International



Futures International, LLC

An OTC Global Holdings LP Company

CBOT Deliverable Commodities Under Registration

Source: CBOT and FI

Date	CHI Wheat	Change	Oats	Change	Corn	Change	Ethanol	Change	Soybeans	Change	Soy Oil	Change	Soy Meal	Change	Rough Rice	Change	KC Wheat	Change
10/5/2021	1,180	0	2	0	17	0	0	0	1	0	365	0	1	0	905	(100)	1,273	0
10/4/2021	1,180	0	2	0	17	0	0	0	1	0	365	0	1	0	1,005	0	1,273	0
10/1/2021	1,180	0	2	0	17	0	0	0	1	0	365	0	1	0	1,005	0	1,273	0
9/30/2021	1,180	0	2	0	17	0	0	0	1	0	365	0	1	0	1,005	0	1,273	0
9/29/2021	1,180	0	2	0	17	0	0	0	1	0	365	0	1	0	1,005	(50)	1,273	0
9/28/2021	1,180	0	2	0	17	0	0	0	1	0	365	0	1	0	1,055	0	1,273	0
9/27/2021	1,180	0	2	0	17	0	0	0	1	0	365	0	1	0	1,055	0	1,273	(2)
9/24/2021	1,180	0	2	0	17	0	0	0	1	0	365	0	1	0	1,055	0	1,275	0
9/23/2021	1,180	0	2	0	17	0	0	0	1	0	365	0	1	0	1,055	0	1,275	0
9/22/2021	1,180	0	2	0	17	0	0	0	1	0	365	0	1	0	1,055	0	1,275	0
9/21/2021	1,180	0	2	0	17	0	0	0	1	0	365	0	1	0	1,055	0	1,275	0
9/20/2021	1,180	0	2	0	17	0	0	0	1	0	365	0	1	0	1,055	0	1,275	0
9/17/2021	1,180	0	2	0	17	0	0	0	1	0	365	0	1	0	1,055	0	1,275	0
9/16/2021	1,180	0	2	0	17	0	0	0	1	0	365	0	1	0	1,055	0	1,275	0
9/15/2021	1,180	0	2	0	17	0	0	0	1	0	365	0	1	0	1,055	0	1,275	0
9/14/2021	1,180	0	2	0	17	17	0	0	1	1	365	66	1	0	1,055	(20)	1,275	0
9/13/2021	1,180	0	2	2	0	0	0	0	0	0	299	0	1	0	1,075	10	1,275	0
9/10/2021	1,180	0	0	0	0	0	0	0	0	0	299	0	1	0	1,065	36	1,275	0
9/9/2021	1,180	0	0	(3)	0	0	0	0	0	0	299	0	1	0	1,029	156	1,275	0
9/8/2021	1,180	0	3	0	0	0	0	0	0	0	299	0	1	0	873	0	1,275	0
9/7/2021	1,180	0	3	(52)	0	0	0	0	0	0	299	0	1	0	873	0	1,275	0
9/3/2021	1,180	0	55	2	0	0	0	0	0	0	299	(1)	1	0	873	49	1,275	0
9/2/2021	1,180	0	53	0	0	0	0	0	0	0	300	(98)	1	0	824	0	1,275	0
9/1/2021	1,180	180	53	0	0	0	0	0	0	0	398	149	1	0	824	(1)	1,275	(13)
8/31/2021	1,000	0	53	6	0	0	0	0	0	0	249	0	1	0	825	0	1,288	0
8/30/2021	1,000	1,000	47	47	0	0	0	0	0	0	249	0	1	0	825	22	1,288	0
8/27/2021	0	0	0	0	0	0	0	0	0	0	249	0	1	0	803	0	1,288	0
8/26/2021	0	0	0	0	0	0	0	0	0	0	249	(49)	1	(4)	803	0	1,288	0
8/25/2021	0	0	0	0	0	0	0	0	0	0	298	0	5	0	803	0	1,288	0
8/24/2021	0	0	0	0	0	0	0	0	0	0	298	0	5	(29)	803	(35)	1,288	0
8/23/2021	0	0	0	0	0	0	0	0	0	0	298	0	34	0	838	0	1,288	0
8/20/2021	0	0	0	0	0	0	0	0	0	0	298	0	34	(45)	838	(35)	1,288	0
8/19/2021	0	0	0	0	0	0	0	0	0	0	298	0	79	0	873	0	1,288	0
8/18/2021	0	0	0	0	0	0	0	0	0	0	298	0	79	0	873	0	1,288	0
8/17/2021	0	0	0	0	0	0	0	0	0	0	298	0	79	0	873	0	1,288	0
8/16/2021	0	0	0	0	0	0	0	0	0	0	298	0	79	0	873	0	1,288	0

CME CLEARING - CHICAGO BOARD OF TRADE

DLV600-T

BUSINESS DATE: 10/05/2021 DAILY ISSUES AND STOPS
PRODUCT GROUP: GRAINS

RUN DATE: 10/05/2021
RUN TIME: 11:40:52PM

CONTRACT: OCTOBER 2021 SOYBEAN MEAL FUTURES
SETTLEMENT: 320.200000000 USD
NEXT AVAILABLE DATE: 05/11/2021
INTENT DATE: DELIVERY DATE:

FIRM NBR	ORIG	FIRM NAME	ISSUED	STOPPED
<hr/>				
TOTAL:			0	0
MONTH TO DATE:				

CONTRACT: OCTOBER 2021 SOYBEAN OIL FUTURES
SETTLEMENT: 60.890000000 USD
NEXT AVAILABLE DATE: 09/29/2021
INTENT DATE: DELIVERY DATE:

FIRM NBR	ORIG	FIRM NAME	ISSUED	STOPPED
<hr/>				
TOTAL:			0	0
MONTH TO DATE:				187

CONTRACT: OCTOBER 2021 ETHANOL FUTURES
SETTLEMENT:
NEXT AVAILABLE DATE: NO LONG DATES REPORTED
INTENT DATE: DELIVERY DATE:

FIRM NBR	ORIG	FIRM NAME	ISSUED	STOPPED
<hr/>				
TOTAL:			0	0
MONTH TO DATE:				

<<< End of Report >>>

USDA Export Sales Estimates/Results in 000 tons

	ESTIMATED 9/30/2021			9/23/2021 Last Week			10/1/2020 Year Ago		
Beans	21/22	800-1100		21/22	903.0		20/21	2,590.7	
				22/23	10.0		n/c	0.0	
					Sales to China	624.2		Sales to China	1,538.1
Meal			Shipped			Shipped			Shipped
	20/21	-50 to +50	100-200	20/21	45.0	244.8	19/20	271.8	30.2
	21/22	75-175		21/22	216.4				
Oil			Shipped			Shipped			Shipped
	20/21	-5 to +5	0-5	20/21	4.3	0.6	19/20	4.6	0.1
	21/22	0-10		21/22	0.0				
					Sales to China	0.0		Sales to China	(8.6)
Corn	21/22	350-600		21/22	373.0		20/21	1,225.7	
				22/23	0.0				
					Sales to China	4.2		Sales to China	18.6
Wheat	21/22	300-450		21/22	355.9		20/21	530.6	
				22/23	0.0				

o/c=Old Crop, n/c= New Crop

Source: Futures International and USDA

Traditional Daily Estimate of Funds 9/28/21

	(Neg)-"Short"	Pos-"Long"			
Actual less Est.	(7.0)	(1.4)	(18.4)	2.0	3.7
	Corn	Bean	Chi. Wheat	Meal	Oil
Act.	278.5	64.7	(3.6)	13.8	51.2
29-Sep	9.0	6.0	1.0	2.0	2.0
30-Sep	(3.0)	(12.0)	10.0	(5.0)	3.0
1-Oct	4.0	(4.0)	20.0	(1.0)	0.0
4-Oct	0.0	(7.0)	2.0	(3.0)	0.0
5-Oct	(2.0)	8.0	(8.0)	(2.0)	6.0
FI Est. of Futures Only 9/28/21	286.5	55.7	21.4	4.8	62.2
FI Est. Futures & Options	305.3	47.8	18.6	(3.9)	60.5
Futures only record long "Traditional Funds"	547.7 1/26/2021	280.9 11/10/2020	86.5 8/7/2018	167.5 5/1/2018	160.2 11/1/2016
Futures only record short	(235.0) 6/9/2020	(118.3) 4/30/2019	(130.0) 4/25/2017	(49.5) 3/1/2016	(69.8) 9/18/2018
Futures and options record net long	557.6 1/12/2021	270.9 10/6/2020	64.8 8/7/2012	132.1 5/1/2018	159.2 1/1/2016
Futures and options record net short	(270.6) 4/26/2019	(132.0) 4/30/2019	(143.3) 4/25/2017	(64.1) 3/1/2016	(77.8) 9/18/2018

Managed Money Daily Estimate of Funds 9/28/21

	Corn	Bean	Chi. Wheat	Meal	Oil
Latest CFTC Fut. Only	235.0	57.1	(12.9)	(15.0)	47.6
Latest CFTC F&O	244.7	59.3	(9.8)	(15.0)	47.5
FI Est. Managed Fut. Only	243	48	12	(24)	59
FI Est. Managed Money F&O	253	50	15	(24)	58

Index Funds Latest Positions (as of last Tuesday)

Index Futures & Options	380.5	173.1	137.5	NA	115.7
Change From Previous Week	0.0	0.0	0.0	NA	0.0

Source: Reuters, CFTC & FI (FI est. are noted with latest date)

Disclaimer

TO CLIENTS/PROSPECTS OF FUTURES INTERNATIONAL, SEE RISK DISCLOSURE BELOW:

THIS COMMUNICATION IS CONVEYED AS A SOLICITATION FOR ENTERING INTO A DERIVATIVES TRANSACTION.

Any trading recommendations and market or other information to Customer by Futures International (FI), although based upon information obtained from sources believed by FI to be reliable may not be accurate and may be changed without notice to customer. FI makes no guarantee as to the accuracy or completeness of any of the information or recommendations furnished to Customer. Customer understands that FI, its managers, employees and/or affiliates may have a position in commodity futures, options or other derivatives which may not be consistent with the recommendations furnished by FI to Customer.

The risk of trading futures and options and other derivatives involves a substantial risk of loss and is not suitable for all persons. In purchasing an option, the risk is limited to the premium paid, and all commissions and fees involved with the trade. When an option is shorted or written, the writer of the option has unlimited risk with respect to the option written. The use of options strategies such as a straddles and strangles involve multiple option positions and may substantially increase the amount of commissions and fees paid to execute the strategy. Option prices do not necessarily move in tandem with cash or futures prices. Each person must consider whether a particular trade, combination of trades or strategy is suitable for that person's financial means and objectives.

This material may include discussions of seasonal patterns, however, futures prices have already factored in the seasonal aspects of supply and demand, and seasonal patterns are no indication of future market trends. Finally, past performance is not indicative of future results.

This communication may contain links to third party websites which are not under the control of FI and FI is not responsible for their content. Products and services are offered only in jurisdictions where solicitation and sale are lawful, and in accordance with applicable laws and regulations in each such jurisdiction.