USDA reported corn and soybean sales to China, Japan and unknown. The larger than expected decline in corn and soybean conditions sent futures higher. Corn hit a 6-week high. Wheat appreciated on increasing global import demand.

Weather and Crop Progress

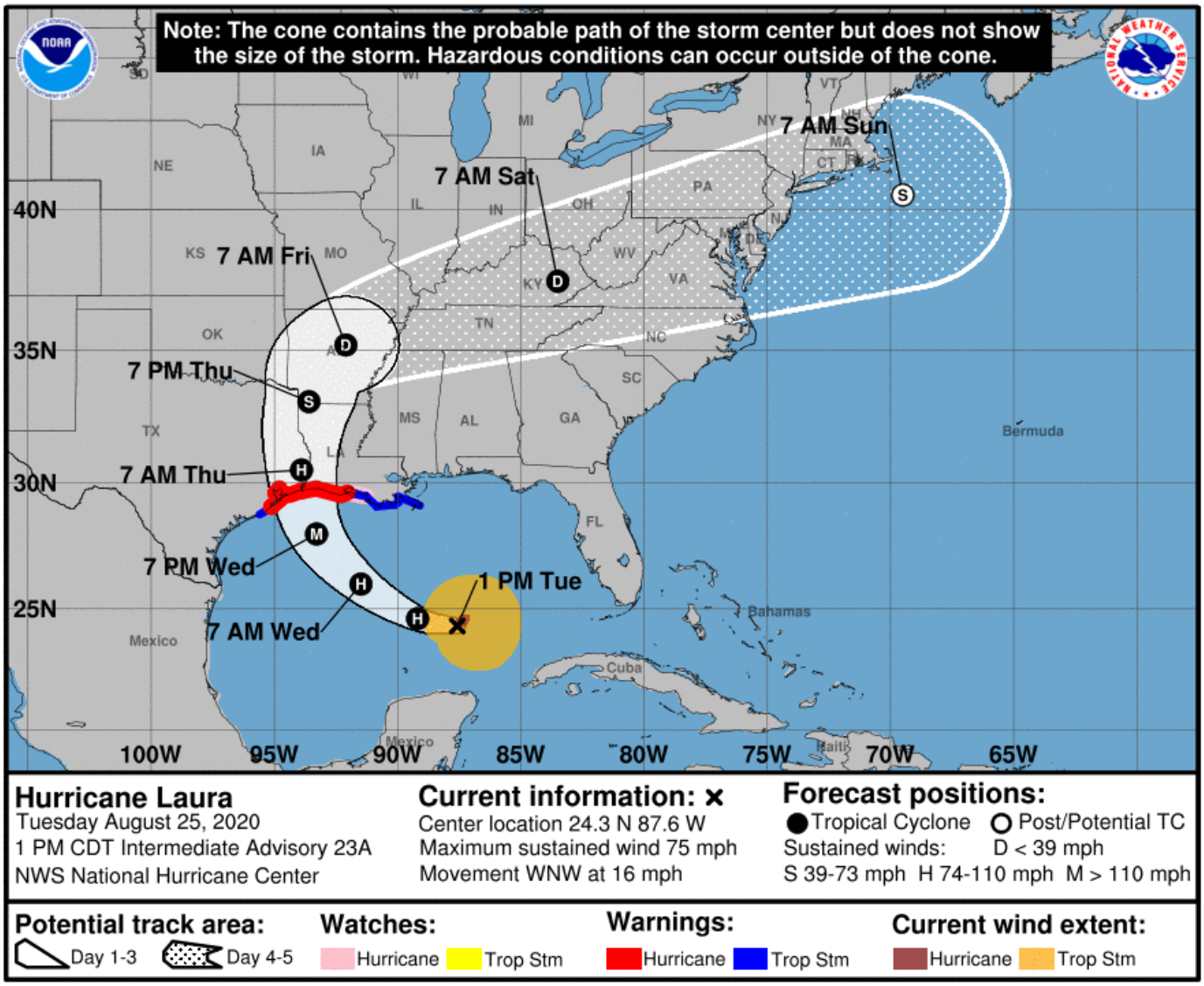

MOST IMPORTANT WEATHER AROUND THE WORLD

- Biggest issues of concern
  - Tropical Storm Laura is poised to be a viable hurricane and may induce some serious damage to the Lake Charles, Louisiana area late Wednesday and Thursday
  - Tropical Depression Marco is dissipating off the coast of Louisiana
  - Typhoon Bavi will be the next world issue with its strong wind and heavy rain impacting the northwest corner of North Korea and northeastern China where some flooding is expected

Terry Reilly Grain Research
Futures International | 190 S. LaSalle St., Suite 410 | Chicago, IL 60603
W: 312.604.1366 | treilly@futures-int.com

- India's heavy rain from Madhya Pradesh to Gujarat is over, but a new round of heavy rain and flooding will occur in the coming week from West Bengalto Madhya Pradesh as a new monsoon depression moves from the northern Bay of Bengal into Madhya Pradesh
- Australia will stay dry with concern over limited moisture in Queensland continuing
  - Western Australia is drying out too
  - Additional frost and a few freezes occurred in eastern winter crop areas this morning
- Argentina will get some needed rain over the next few days
- Dryness continues from eastern Ukraine into Kazakhstan and Russia's Southern Region
- First cold surge of the year is slated for western Canada late in the weekend and early next week with a possible second surge later next week
- U.S. weather will trend wetter in the Midwest briefly over the next couple of weeks to stop declining crop conditions with the Ohio River Valley getting rain first this weekend and the northwestern Corn Belt waiting until early next week for its rain

- Tropical Storm Laura still represents the greatest threat to the U.S. Gulf of Mexico Coast, although landfall is not likely before late Wednesday night or early Thursday
  - At 0700 EDT today, the center of the storm was 145 miles northwest of the western tip of Cuba at 23.4 north, 86.4 west moving west northwesterly at 17 mph and producing maximum sustained wind speeds of 70 mph; tropical storm force wind was occurring out 175 miles from the center of the storm
  - Laura will intensify as it moves across the Gulf of Mexico during mid-week and could become a significant hurricane prior to reaching the U.S. coast late Wednesday night and early Thursday
  - The storm's latest forecast path is not expected to shift much more over the next few days, but some adjustment may continue Landfall will be near the Texas/Louisiana coast, but the greatest wind, rain and flooding will be from the Lake Charles area east to Lafayette, La.
  - The storm's hurricane forecast wind speeds will likely extend outward 20-40 miles prior to landfall
  - Louisiana's western coastline will be most vulnerable to the storm's fury with a notable coastal storm surge, wind speeds may surpass 100 mph and rainfall of 5.00 to 15.00 inches will accompany the storm inland
  - Heavy rain will reach into the western Delta and the lower Midwest late this week and during the weekend respectively
  - Crop damage is possible in western sugarcane production areas in Louisiana
    - Rice, corn, sorghum and soybeans areas in the western Delta are not likely to be seriously impacted, although some rain and breezy conditions will occur
  - Personal property damage will be greatest around the Lake Charles area of southwestern Louisiana
- Tropical Depression Marco was dissipating 60 miles south of Louisiana this morning
  - The storm's remnants will have no serious impact on any land
- Tropical wave in the western Gulf of Campeche may follow Laura into the Texas coast this weekend with no more than scattered showers and thunderstorms expected
- Typhoon Bavi was located 197 miles northwest of Okinawa Japan at 0900 GMT today near 29.5 north, 125.5 east moving northwesterly at 8 mph while producing a maximum sustained wind speed reached 104 mph with typhoon force wind occurring out 35 miles from the center of the storm
  - Tropical storm force wind speeds were occurring out 120 miles from the storm center
  - Bavi will move north northeast through the East China Sea and then into the Yellow Sea through Wednesday and then move across northeastern China into southeastern Russia Thursday and Friday
    - Very heavy rain and windy conditions will impact a part of the western Korean Peninsula and into Liaoning China during the middle to latter part of this week
    - Damaging wind and flooding rain could impact rice in parts of northwestern North Korea and northeastern China

    - Northeastern China will receive some significant rain early this week before the tropical cyclone arrives causing the soil to be saturated before the typhoon arrives resulting in a higher than usual risk of serious flooding in Liaoning, southern Jilin and North Korea
        - Parts of this region is still excessively wet from previous heavy rain further complicating the flood situation
- East-central China will experience net drying this week as Typhoon Bavi moves up the East China Sea and Yellow Sea
    - Totally dry weather is not expected, but warm temperatures and quick evaporation will lead to some firming soil
        - The change will be welcome after recent abundant rain
- Southeastern China will experience more frequent rainfall over the coming week ending the recent stretch of drier days that has firmed the soil in some areas after recent months of flooding
- Xinjiang China will continue to experience milder than usual conditions at times through mid-week this week with some rain expected in the northeast early through mid-week this week
    - Recent temperatures have been milder than usual which may be reducing some of the degree day accumulations for cotton and other crops
    - Warming is expected late this week through much of next week which may help cotton finish out in a more favorable weather environment
- Flooding on the Yangtze River will continue for a while as the region continues to drain surplus water from behind the Three Gorges Dam
- India's excessive rain event of the weekend shifted mostly into Gujarat Monday where more than 5.00 inches of additional rain fell expanding flood conditions out of Madhya Pradesh into that state
    - Most of the heavy rain is now ending
- India rain in this coming week will become greatest from Odisha and West Bengal to Madhya Pradesh with amounts of 3.00 to 7.00 inches common and local totals over 10.00 inches
    - Some of this region is already saturated and flooding will result causing some concern over rice, sugarcane, pulse, soybean and other crops produced in the region
    - Frequent rain may impact northern India during the weekend and early next week perpetuating concern over some crop conditions
        - Early maturing cotton may be opening bolls and could encounter some decline in fiber quality because of the rain in far northern India during the weekend and early next week
- Tropical cyclone development was advertised for the southern Bay of Bengal next week, but confidence is very low with impact possible in the far south of the nation in early September
- Australia experienced additional frost and a few freezes in southeastern Queensland and New South Wales this morning, but no more damage of significance than that which occurred during the weekend was suspected
- Australia rainfall over the coming week will be most significant in Victoria while most other areas in the nation are left dry
    - Rain will evolve in Western Australia early next week before moving east across the remaining southern crop areas in the nation through Friday, September 4.
    - Queensland still needs rain immediately to support reproduction that is expected to begin in early September
- Europe will experience alternating periods of rain and sunshine during the next ten days favoring the North and Baltic Sea regions and areas from the Alps into western Ukraine, northern Romania and western Russia
    - Some relief from dryness is expected in some areas of France and Germany during this period of time, but most of the greatest rain will fall after the middle part of next week
    - Temperatures will be seasonable in the west and above average in the southeast
- Eastern and southern Ukraine, Russia's Southern Region, southeastern Romania and eastern Bulgaria will continue too dry for at least another ten days, despite a few sporadic showers

    - Rain is most likely from Moldova to eastern Bulgaria next week and it may bring a little relief to persistent dryness
    - Any showers that occur in eastern Ukraine or Russia's Southern region will be minimal and offer little to no relief to persistent dryness
- Russia's central and eastern New Lands will receive rain periodically during the next ten days
    - Some areas in the region are becoming a little too wet and need to dry down to protect small grain and sunseed quality
- Argentina is still expected to receive significant rain in a part of its winter wheat and barley production region over the next few days
    - Rainfall of 0.20 to 0.70 inch will occur in many areas through Thursday with local totals of 1.00 to 2.00 inches
        - Wettest in Entre Rios, the northeast half of Buenos Aires and a few immediate neighboring areas of Santa Fe
    - The bottom line will be good for many winter crops, although rainfall in Cordoba will still be too light for a serious change in drought status and follow up rain will be of critical importance
        - There will not be much follow up rain through September 7 – at least not in the driest areas
- Brazil rainfall this week will be confined to the upper east coast through mid-week and then alternating periods of light rain and sunshine will occur in Rio Grande do Sul during the following full week
    - Aggressive corn planting is expected
    - Wheat development will continue to advance well
    - Some areas in Rio Grande do Sul may become too wet over time
    - Temperatures will be warmer in Argentina and southern Brazil this week after last week's bitter cold
- U.S. weather
    - Will be warmer than usual except in the Delta, southeastern Plains and southeastern states where readings will be closer to normal
    - Limited rainfall is expected in the Midwest through mid-week this week and then wet biased conditions are likely late this week through next week
        - Remnants of Tropical Storm Laura will be responsible for much this week's rain beginning late in the week and lasting through early next week in the Ohio River Basin
        - A colder airmass coming into the Midwest from Canada next week will be responsible for rain at that time
    - Rain will fall erratically in eastern Texas this week while the remainder of the southern and western Plains will experience restricted rainfall, warm temperatures and net drying
    - Heavy rain is expected on the west side of the Delta because of Tropical Cyclone Laura and its remnants, but the heart of the Delta should miss the storm's extremes
        - Sugarcane damage is expected in southwestern Louisiana
    - Alternating periods of rain and sunshine are expected in the southeastern United States
    - Monsoonal moisture will continue to fall in the central and southern Rocky Mountains during the coming week before diminishing next week
    - West Texas may get some rain early and again late next week as a couple of frontal systems impact the region
- Cooler air advertised in Canada's Prairies and the northwestern U.S. Plains August 30-September 5 will bring down temperatures and induce a little precipitation
    - Some frost or a brief bout of light freezing conditions might occur in a small part of Alberta and far northern Saskatchewan during this period
- Hot weather will continue to impact the northern U.S. Plains and southern Canada periodically early this week with additional bouts of 80- and 90-degree afternoon highs while rainfall is minimal
    - A few extremes near and above 100 will occur in eastern Montana and especially South Dakota
    - Some cooling will occur briefly late this week

    - Greater relief should come in the Aug. 30-Sep. 6 period as a notable cool airmass arrives
- Ontario and Quebec weather is mostly good with alternating periods of rain and sunshine over the next two weeks
    - Temperatures will be seasonable
- South Africa rain over the coming week will be erratically distributed over the next ten days
    - Eastern winter wheat and barley areas still need a general rain to support dryland crops which represent 8% of the total crop in the region
        - Wetter conditions may occur next week
    - Temperatures will be warm in the east and mild in the west
- Mexico precipitation in the coming week to ten days will be greatest in western and southern parts of the nation benefiting many corn, sorghum and dry bean production areas
    - Coffee, citrus, sugarcane and many fruit and vegetable crops will also benefit
    - Northeastern Mexico will be mostly dry
        - Some of the region is still drought stricken
- Central America rainfall will be frequent enough to support all crop needs
- Southern Oscillation Index was +5.47 this morning and it will continue positive this week

Source: World Weather Inc.

QPF 7-day Precipitation Forecast

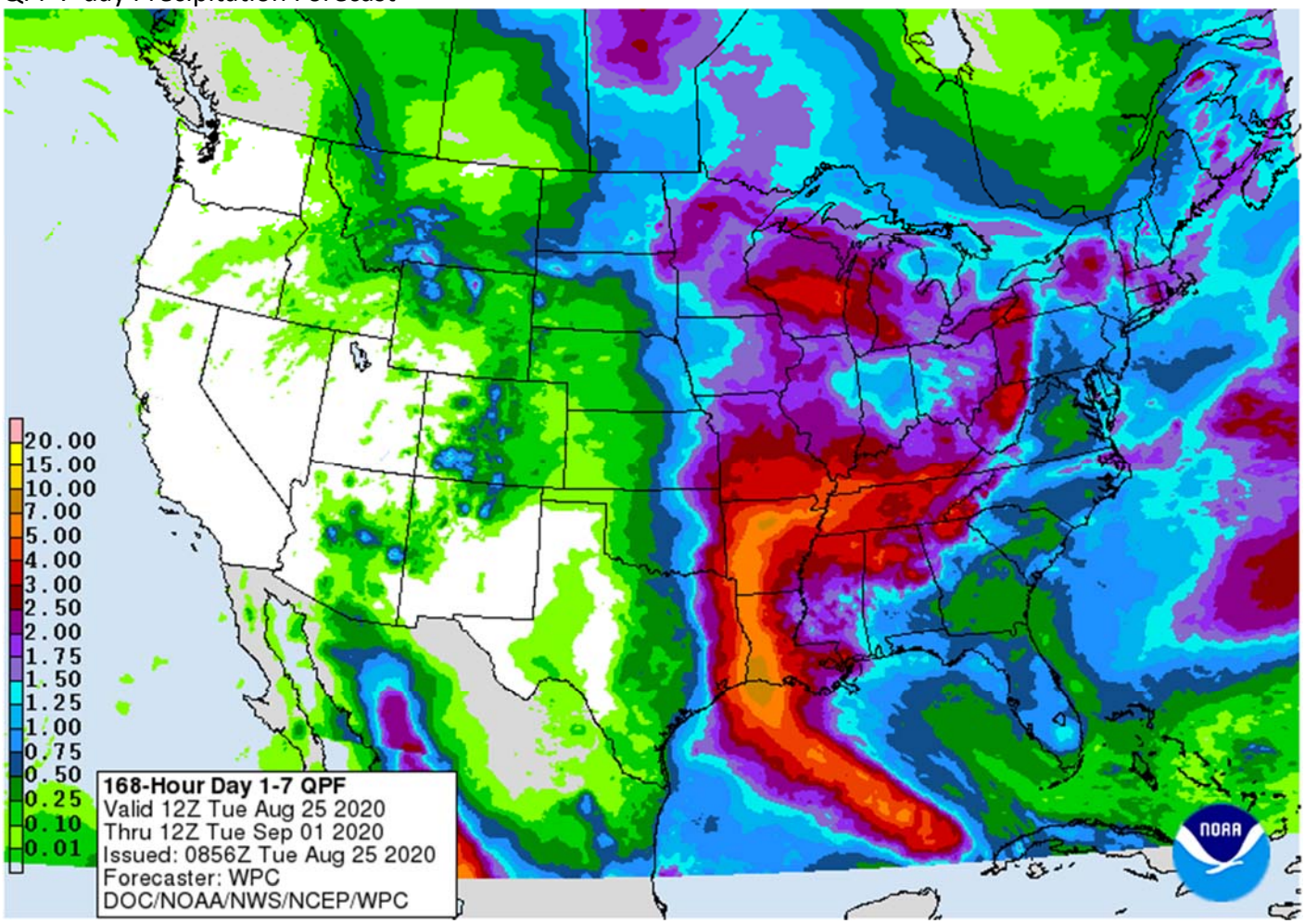

Terry Reilly Grain Research
Futures International | 190 S. LaSalle St., Suite 410 | Chicago, IL 60603
W: 312.604.1366 | treilly@futures-int.com

Bloomberg Ag Calendar

TUESDAY, August 25:

- China customs publishes country-wise soybean and pork import data
- Malaysia palm oil export data for August 1-25

WEDNESDAY, August 26:

- EIA U.S. weekly ethanol inventories, production, 10:30am

THURSDAY, August 27:

- USDA weekly crop net-export sales for corn, soybeans, wheat, cotton, pork, beef, 8:30am
- International Grains Council monthly report
- Port of Rouen data on French grain exports
- EARNINGS: Sime Darby Plantation

FRIDAY, August 28:

- ICE Futures Europe weekly commitments of traders report, 1:30pm (6:30pm London)
- CFTC commitments of traders weekly report on positions for various U.S. futures and options, 3:30pm
- FranceAgriMer weekly update on crop conditions
- U.S. agricultural prices paid, received, 3pm

Source: Bloomberg and FI

Macros

US New Home Sales Change Jul: 901K (est 790K; prev R 791K)
- New Home Sales (M/M) Jul: 13.9% (est 1.8%; prev R 15.1%)

Corn.

- September and December corn futures gapped higher on robust US export demand and a large drop in US corn crop conditions. USDA announced 408,000 tons of corn to China and 100,000 for Japan. December corn high of the day reached $3.55, level not seen since July 10.
- Funds bought an estimate net 30,000 corn contracts.
- USD was down 28 points and WTI crude up 74 cents by 2 pm CT.
- Two tropical storms for the US Gulf this week are expected to delay grain loadings. Gulf basis firmed yesterday on this expectation.
- Brazil/Conab:
    - 2020-21 corn crop seen at 112.9MMT
    - 2020-21 total grain crop seen at 278.7MMT
- A Bloomberg poll looks for weekly US ethanol production to be down 2,000 at 924,000 barrels (900-940 range) from the previous week and stocks to decrease 126,000 barrels to 20.144 million.
- A Reuters poll for South Africa's corn production came in at 15.386 million tons for 2019-20, down from 15.545 estimated by the CEC in July. That includes 8.954MMT white and 6.432 million tons of yellow.
- US frozen pork inventories at the end of July came in at a nine year low of 458.902 million pounds (pork - including ribs, loins and hams), down from 460.173 million in June and 611.692 million a year earlier. China has been stepping up imports recently.
- China plans to auction off another 10,000 tons of pork from reserves on August 28. More than 500,000 tons had been sold so far this year.

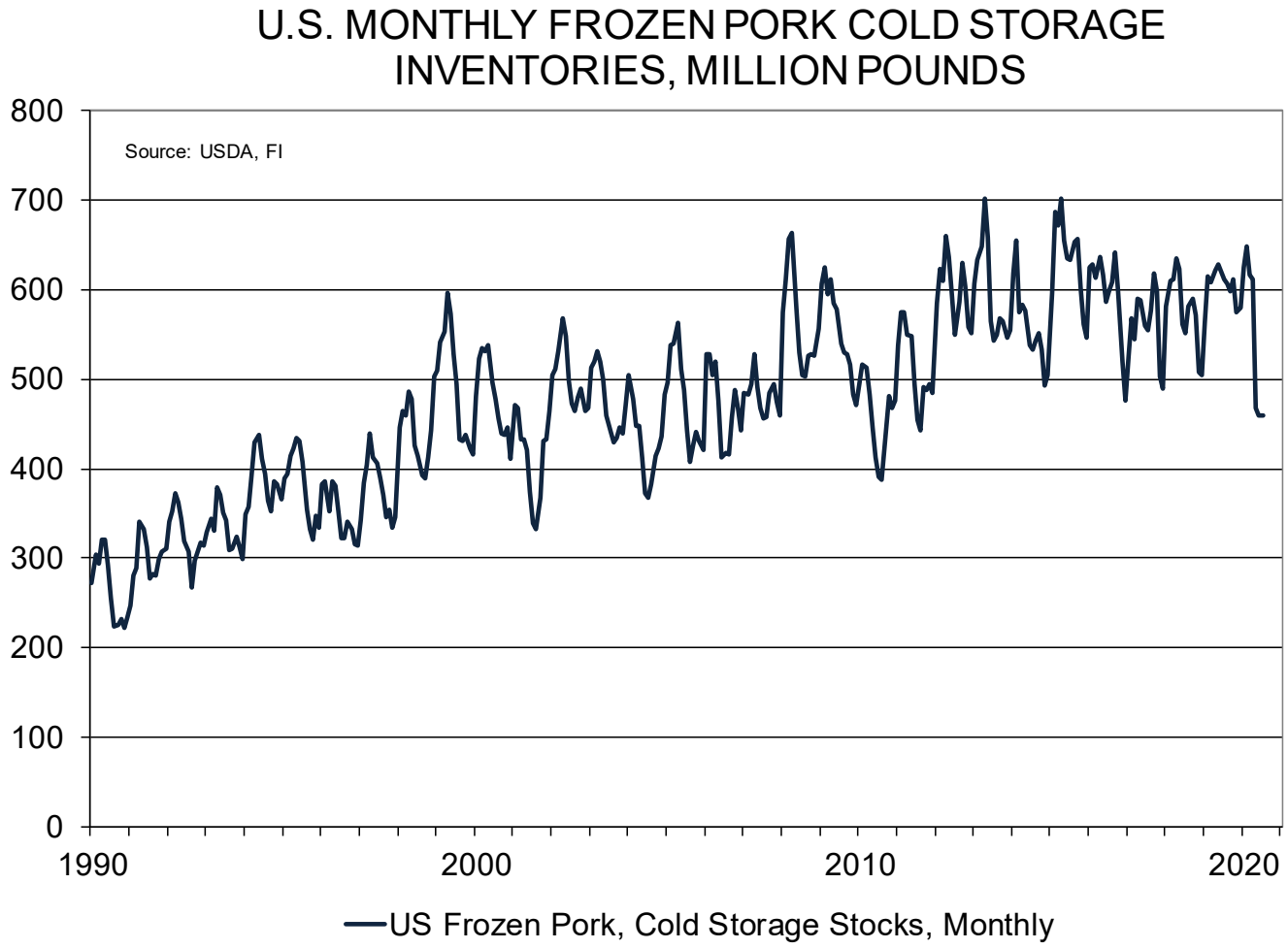

Terry Reilly Grain Research
Futures International | 190 S. LaSalle St., Suite 410 | Chicago, IL 60603
W: 312.604.1366 | treilly@futures-int.com

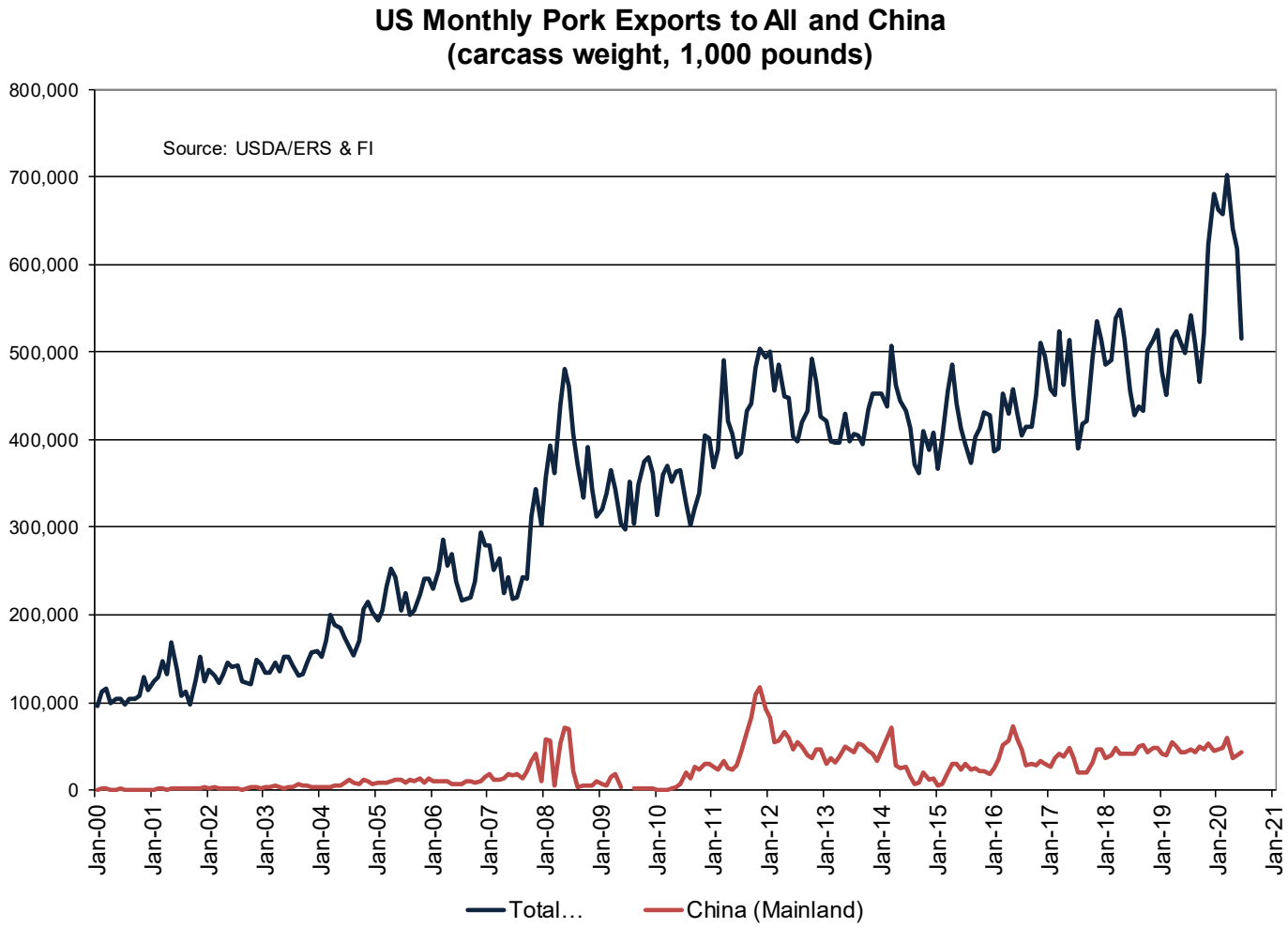

Corn Export Developments

- Tunisia seeks 75,000 tons of feed barley on Wednesday for Sep-Oct shipment.
- Under the 24-hour announcement system, USDA reported private exporters reported to the U.S. Department of Agriculture the following activity:
  --Export sales of 408,000 metric tons of corn for delivery to China during the 2020/2021 marketing year
  --Export sales of 100,000 metric tons of corn for delivery to Japan during the 2020/2021 marketing year

USDA 24-hour

Date reporte	Value (tonnes)	Commodity	Destination	Year
25-Aug	408,000	Corn	China	2020-21
25-Aug	204,000	Soybeans	China	2020-21
25-Aug	142,500	Soybeans	Unknown	2020-21
25-Aug	100,000	Corn	Japan	2020-21
21-Aug	368,000	Soybeans	Unknown	2020-21
21-Aug	400,000	Soybeans	China	2020-21
21-Aug	405,000	Corn	China	2020-21
19-Aug	192,000	Soybeans	China	2020-21
18-Aug	195,000	Corn	China	2020-21
18-Aug	130,000	Soybeans	Unknown	2020-21
18-Aug	130,000	Corn	Unknown	2020-21
17-Aug	130,000	Hard red winter wheat	Unknown	2020-21
14-Aug	126,000	Soybeans	China	2020-21
13-Aug	202,000	Soybeans	Unknown	2020-21
13-Aug	80,000	Corn	Unknown	2020-21
13-Aug	30,000	Corn	Unknown	2019-20
13-Aug	197,000	Soybeans	China	2020-21
12-Aug	120,000	Soybeans	Unknown	2020-21
12-Aug	258,000	Soybeans	China	2020-21
11-Aug	132,000	Soybeans	China	2020-21
10-Aug	264,000	Soybeans	China	2020-21
10-Aug	324,000	Soybeans	China	2020-21
10-Aug	111,000	Soybeans	Unknown	2020-21
7-Aug	456,000	Soybeans	China	2020-21
6-Aug	126,000	Soybeans	China	2020-21
5-Aug	192,000	Soybeans	China	2020-21
3-Aug	8,000	Soybeans	Unknown	2019/20
3-Aug	252,000	Soybeans	Unknown	2020-21

US Weekly Petroleum Status Report - Ethanol

	Ethanol Production		Change		Ethanol Stocks		Change		Days of
	FI Production Est.	Mbbl	Last Week	Last Year	**FI Stocks Est.**	Mbbl	Last Week	Last Year	Ethanol
7/3/2020		914	14	-12.7%		20,620	456	-10.4%	22.1
7/10/2020		931	17	-12.7%		20,608	-12	-11.8%	22.1
7/17/2020		908	-23	-12.6%		19,801	-807	-16.4%	22.7
7/24/2020		958	50	-7.1%		20,272	471	-17.1%	20.7
7/31/2020		931	-27	-10.5%		20,346	74	-12.0%	21.8
8/7/2020		918	-13	-12.2%		19,750	-596	-17.3%	22.2
8/14/2020		926	8	-9.5%		20,270	520	-13.3%	21.3
8/21/2020	**+5**				**+75 to +175**				

Source: EIA and FI

IA corn still in better shape than TX, CO, PN, & OH.

Terry Reilly Grain Research
Futures International | 190 S. LaSalle St., Suite 410 | Chicago, IL 60603
W: 312.604.1366 | treilly@futures-int.com

8/23 G/E Ratings

	Corn		Soy
Colorado	39	Arkansas	66
Illinois	72	Illinois	73
Indiana	64	Indiana	66
Iowa	50	Iowa	56
Kansas	61	Kansas	67
Kentucky	86	Kentucky	83
Michigan	54	Louisiana	88
Minnesota	82	Michigan	63
Missouri	73	Minnesota	82
Nebraska	66	Mississippi	67
North Carolina	61	Missouri	74
North Dakota	67	Nebraska	71
Ohio	45	North Carolina	62
Pennsylvania	46	North Dakota	65
South Dakota	74	Ohio	54
Tennessee	72	South Dakota	72
Texas	42	Tennessee	72
Wisconsin	81	Wisconsin	82

Corn		Change	Oats		Change	Ethanol	Settle	
SEP0	340.25	8.50	SEP0	269.25	(4.50)	SEP0	1.29	Spot DDGS IL
DEC0	354.00	9.00	DEC0	271.75	4.00	OCT0	1.28	Cash & CBOT
MAR1	365.75	8.75	MAR1	266.00	0.75	NOV0	1.28	Corn + Ethanol
MAY1	372.25	8.00	MAY1	268.00	3.00	DEC0	1.28	Crush
JUL1	376.50	7.50	JUL1	267.75	3.00	JAN1	1.27	1.48
SEP1	376.00	5.75	SEP1	272.00	3.00	FEB1	1.27	

Soybean/Corn		Ratio	Spread	Change	Wheat/Corn	Ratio	Spread	Change
SEP0	SEP0	2.69	574.25	6.25	SEP0	1.55	187.00	(2.00)
NOV0	DEC0	2.60	566.25	5.50	DEC0	1.51	181.50	(1.25)
MAR1	MAR1	2.54	563.25	4.50	MAR1	1.48	177.25	(1.00)
MAY1	MAY1	2.50	559.50	4.00	MAY1	1.47	175.00	(0.75)
JUL1	JUL1	2.49	560.50	4.00	JUL1	1.46	171.50	(1.25)
SEP1	SEP1	2.47	554.25	4.50	SEP1	1.47	177.50	0.25

US Corn Basis & Barge Freight

Gulf Corn			BRAZIL Corn Basis			Chicago	+15 u	unch
AUG	+57 / 64 u	dn1/up1	SEP	+100 / 125 z	unch	Toledo	-5 u	unch
SEPT	+58 / 64 u	unch	OCT	+100 / 125 z	unch	Decatur	+12 u	unch
OCT	36	up1/up2	NOV	+105 / 127 z	unch	Dayton	+10 u	unch
NOV	+58 / 65 z	up1/up1	DEC	+105 z / na	unch	Cedar Rapic	sept price	up3
DEC	+60 / 65 z	up1/up1				Burns Harb	-5 u	unch

USD/ton:								Memphis-Cairo Barge Freight (offer)		
US Gulf	3YC Fob Gulf Seller	(RTRS)	161.9	169.4	176.8	176.8	175.6	174.3	BrgF MTCT AUG	265	-5
China	2YC Maize Cif Dalian	(DCE)	323.6	325.8	327.8	329.5	331.0	333.0	BrgF MTCT SEP	375	unchanged
Argentine	Yellow Maize Fob UpRiver		-	167.0	169.3	-	-	-	BrgF MTCT OCT	375	-10

Source: FI, DJ, Reuters & various trade sources

Updated 8/25/20

- ***September corn is seen in a $3.30 and $3.55 range. December $3.40-$3.75 range.***

Terry Reilly Grain Research
Futures International | 190 S. LaSalle St., Suite 410 | Chicago, IL 60603
W: 312.604.1366 | treilly@futures-int.com

Soybean complex.

- CBOT soybeans traded sharply higher again after USDA showed a drop in US soybean crop conditions. September position was up 14 points and November up 14.50 cents. For the November, the contract reached its highest level since early March. Soybean meal appreciated $2.40-$3.10 per short ton. Soybean oil stared the day session lower but rallied on higher energy prices and reversal in the overnight product spreading activity. Note the 7-day weather forecast calls for a larger coverage of rain for the US, extending westward, including parts of IA, but a recovery in crop conditions are slim.
- US/China trade talks held Monday apparently went well. We heard China's Sinograin bought up to 12 cargoes of US beans out of the US Gulf and PNW for shipments between December and January.
- Funds bought an estimated net 15,000 contracts, bought 3,000 meal and bought 3,000 soybean oil.
- September first notice day delivery is Monday.
- China imported 8.18 million tons of Brazilian soybeans in July out of the 10.09-million-ton total. The 8.2 million tons compares to 6.42 million for July 2019 Brazil shipments to China and down from 10.51 million tons in June. US July imports totaled 38,331 tons, down from 267,553 tons in June.
- Brazil/Conab:
    - 2020-21 soybean crop seen at 133.5MMT (USDA 131MMT vs. 126MMT for 2019-20)
    - NOTE Conab revised their production figures for the last seven years.
    - 2020-21 soybean producer sales reached 40 percent as of August, up from 20% same time year earlier.
    - 2020-21 soybean exports projected at 86.79MMT, up from 2020 forecast of 82MMT

Conab Brazil Supply Revisions	Revised	% increase
2013-14	86	0.1%
2014-15	97	0.9%
2015-16	96	0.3%
2016-17	115	0.7%
2017-18	123	3.4%
2018-19	120	4.1%
2019-20	125	3.4%

Source: Conab and FI

- ITS reported August 1-25 palm shipments off 16.2 percent (1-20 were down more than 20%), at 1.220 million tons from 1.455 million during the same period last month. AmSpec showed a 14.3 percent decline at 1.220 million tons.
- Malaysian Palm oil hit a 4-week low. Futures were down about 47MYR.

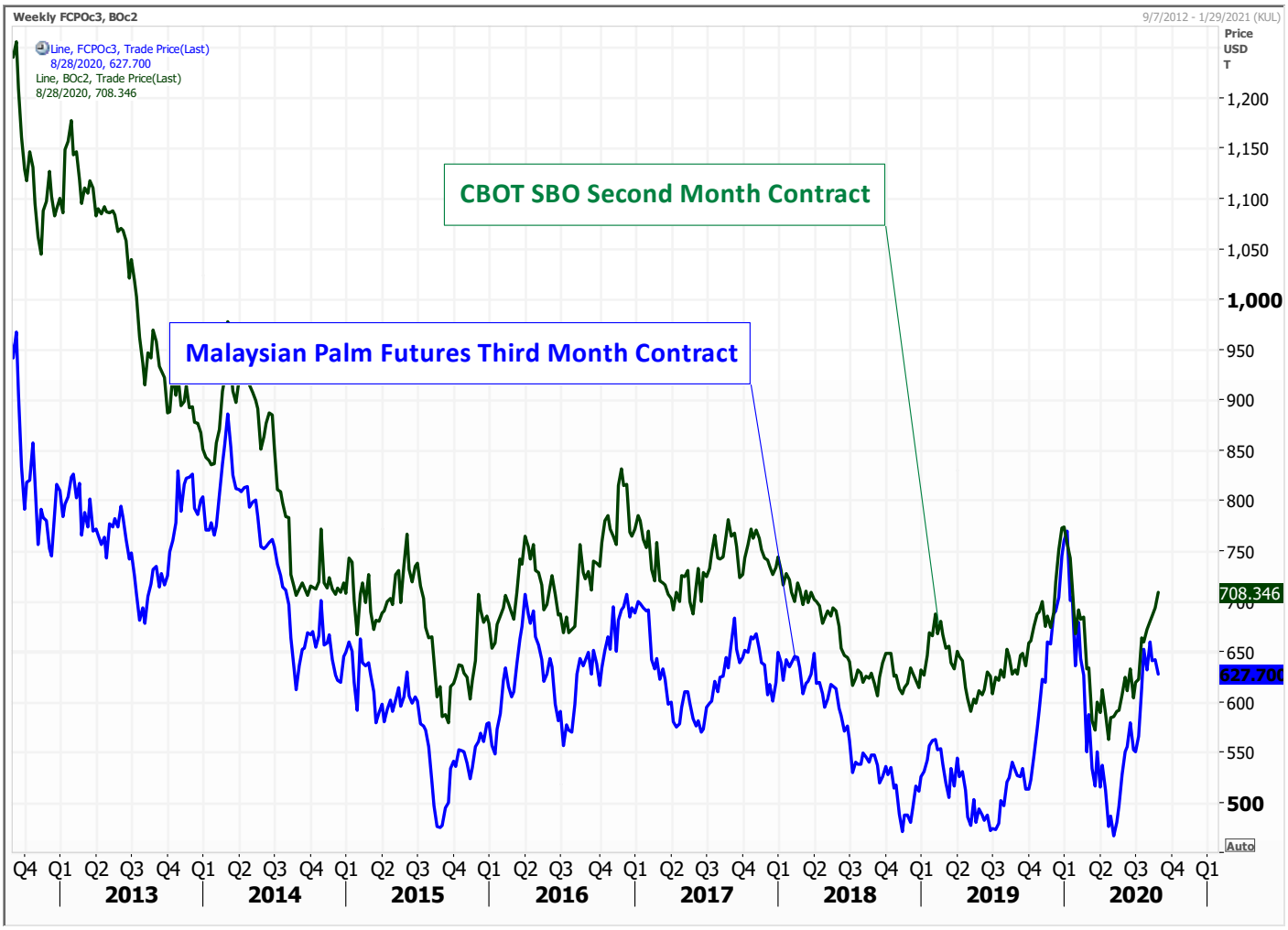

Oilseeds Export Developments

- Under the 24-hour announcement system, USDA reported private exporters reported to the U.S. Department of Agriculture the following activity:
  --Export sales of 204,000 metric tons of soybeans for delivery to China during the 2020/2021 marketing year;
  --Export sales of 142,500 metric tons of soybeans for delivery to unknown during the 2020/2021 marketing year.
- Algeria seeks 30,000 tons of soybean meal on Wednesday for shipment by September 25, optional origin.
- Results awaited: Syria seeks 50,000 tons of soybean meal and 50,000 tons of corn on Aug 25 for delivery within four months of contract signing.

Argentina: Biofuels Annual

The Covid-19 pandemic is negatively impacting the Argentine biofuels sector in 2020 as long-term lockdown provisions continue to restrict the full range of personal and commercial activities. Bioethanol consumption is forecast at 880 million liters, the lowest in five years, with capacity utilization at 55 percent. Biodiesel production in 2020 is projected to drop to 1.85 billion liters, the lowest in the past decade in response to a reduction in local and export demand. The biofuels law requiring blend mandates for ethanol

and biodiesel (the mandate for biodiesel has not held in 2020) will expire in May 2021, with ongoing discussions as to whether an extension or new law may be options under consideration by the government. https://apps.fas.usda.gov/newgainapi/api/Report/DownloadReportByFileName?fileName=Biofuels%20Annual_Buenos%20Aires_Argentina_07-27-2020

Soybeans		Change	Soybean Meal		Change	Soybean Oil		Change
SEP0	914.50	14.75	SEP0	291.60	2.50	SEP0	31.96	0.30
NOV0	920.25	14.50	OCT0	294.50	2.40	OCT0	32.06	0.32
JAN1	927.00	14.00	DEC0	299.80	2.80	DEC0	32.27	0.32
MAR1	929.00	13.25	JAN1	301.70	2.90	JAN1	32.39	0.31
MAY1	931.75	12.00	MAR1	302.40	2.80	MAR1	32.49	0.32
JUL1	937.00	11.50	MAY1	303.00	2.40	MAY1	32.60	0.35
AUG1	937.50	11.25	JUL1	304.90	2.00	JUL1	32.71	0.38
Soybeans	Spread	Change	**SoyMeal**	Spread	Change	**SoyOil**	Spread	Change
Sep/Nov	5.75	(0.25)	Sep/Dec	8.20	0.30	Sep/Dec	0.31	0.02

Electronic Beans Crush			Oil as %	Meal/Oil $		Meal	Oil		
Month	Margin		of Oil&Meal	Con.	Value	Value	Value		
SEP0	78.58	SEP0	35.40%	$	9,984	641.52	351.56		
OCT0/NOV0	80.31	OCT0	35.25%	$	10,214	647.90	352.66	EUR/USD	1.1832
NOV0/DEC0	94.28	DEC0	34.99%	$	10,618	659.56	354.97	Brazil Real	5.5191
JAN1	93.03	JAN1	34.93%	$	10,736	663.74	356.29	Malaysia Bid	4.1660
MAR1	93.67	MAR1	34.95%	$	10,746	665.28	357.39	China RMB	6.9116
MAY1	93.45	MAY1	34.98%	$	10,740	666.60	358.60	AUD	0.7194
JUL1	93.59	JUL1	34.91%	$	10,864	670.78	359.81	CME Bitcoin	11313
AUG1	95.29	AUG1	34.86%	$	10,942	672.76	360.03	3M Libor	0.251
SEP1	99.79	SEP1	34.84%	$	10,938	671.22	358.82	Prime rate	3.2500
NOV1/DEC1	99.92	OCT1	34.90%	$	10,802	666.38	357.28		

US Soybean Complex Basis								
AUG	+80 / 90 q	dn2/up1				DECATUR	+15 x	unch
SEP	+70 / 75 x	dn2/dn3	IL SBM	U-13	8/18/2020	SIDNEY	-15 x	unch
OCT	+66 / 72 x	unch	CIF Meal	U +15	8/18/2020	CHICAGO	-5 x	unch
NOV	+74 / 80 x	dn1/unch	Oil FOB NOLA	450	8/14/2020	TOLEDO	-5 x	unch
DEC	+68 / 72 f	unch	Decatur Oil	50	8/14/2020	BRNS HRBR	-12 x	unch
						C. RAPIDS	-35 x	unch

	Brazil Soybeans Paranagua fob			Brazil Meal Paranagua			Brazil Oil Paranagua		
SEPT	-170 / +195 u	unch	SEP	+25 / +30 u	dn1/unch	SEP	+210 / +360 q	unch
OCT	+170 / +185 x	unch	OCT	+18 / +22 v	dn1/unch	OCT	+230 / +390 u	dn70/unch
FEB	+73 / +80 f	unch	NOV	+16 / +18 v	unch/dn1	NOV	+200 / +350 v	dn60/dn10
MCH	+50 / +55 h	dn1/unch	DEC	+16 / +18 z	up3/dn1	DEC	+200 / +360 z	dn60/unch
APR	+41 / +45 k	dn1/unch	JAN	+11 / +16 f	dn2/unch	JAN	+100 / +250 f	dn20/unch
	Argentina meal		307	13.0	Argentina oil	Spot fob	33.0	0.92

Source: FI, DJ, Reuters & various trade sources

Updated 8/24/20

- *September soybeans are seen in a $8.85-$9.20 range. November $8.80-$9.50.*
- *September soybean meal is seen in a $285 to $300 range. December $285-$325.*
- *September soybean oil range is seen in a 31.25 to 32.25 range. December 29.75-34.00 range.*

Terry Reilly Grain Research
Futures International | 190 S. LaSalle St., Suite 410 | Chicago, IL 60603
W: 312.604.1366 | treilly@futures-int.com

Wheat

- US wheat futures traded higher from an increase in global import tenders and lower USD. Higher corn added to the positive undertone. CBOT September wheat nearly hit a one-month high and again the contract was unable to break above its 200-day MA. KC and MN front month contracts also traded at or near a one month high. There were at least six global wheat import tender updates/announcements over the past 24 hours.
- After the close it was announced Egypt bought 530,000 tons of Russian wheat for October shipment.
- Hurricane Laura changed paths and the wheat planting areas in the Plains will miss needed rain. crop starts planting in a couple weeks. See cone model in the weather section.
- The Rosario Grains Exchange announced about 800,000 hectares of Argentina's wheat production area was affected by the recent frost events. This represent about half of the 1.6 million hectare planted area.
- Funds bought an estimated net 6,000 Chicago wheat contracts.
- Paris December wheat was up 1.75 euro at 184.25.
- Kazakhstan looks for 2020-21 grain exports to reach 7.5-8.0 million tons.
- Argentina will get some needed rain this week

Export Developments.

- Egypt bought 530,000 tons of Russian wheat, with 230,000 tons for October 11-20 shipment and 300,000 tons for October 21-31 shipment. They paid $213/ton fob plus $14.50 to $15.35 for freight. They last paid around $222-223/ton second week of August.
- Pakistan initially bought 210,000 tons of wheat for their import tender for up to 1.5 million tons of wheat. They paid around $233.85/ton C&F.
- Lowest offer $331/ton c&f for durum, $209 for soft wheat and $192 for feed barley: Turkey seeks 390,000 tons of red milling wheat and 110,000 tons of durum wheat on August 25. They also seeks feed barley.
    - Red wheat shipment period is between Sep 4 and Oct 10
    - Durum shipment period is between Sept. 15 and Oct. 10.
    - Feed barley shipment period is between Sept. 11 and Sept. 25.
- Jordan seeks 120,000 tons of wheat on Wednesday for October through December shipment.
- Japan seeks 80,000 tons of feed wheat and 100,000 tons of feed barley (SBS) on August 26 for November 30 loading.
- Japan seeks 100,952 tons of food wheat this week.

Japan food wheat import details are via Reuters as follows (in tons):

COUNTRY	TYPE	QUANTITY
U.S.	Western White	15,830 *
U.S.	Hard Red Winter(Semi Hard)	19,360 *
U.S.	Hard Red Winter(Semi Hard)	10,460 *
U.S.	Dark Nothern Spring(protein minimum 14.0%)	17,501 *
Canada	Western Red Spring(protein minimum 13.5%)	37,801 *

Shipments: * Loading between Oct. 1 and Oct. 31

Source: Japan AgMin, Reuters and FI

- Taiwan seeks 100,645 tons of US wheat on Aug 27 for Oct/Nov shipment.

- Syria looks to sell and export 100,000 tons of feed barley with offers by Sep 1.
- Syria seeks 200,000 tons of soft wheat from EU/Russia on Sept. 9 and 200,000 tons of wheat from Russia on Sept. 14.
- Results awaited: Pakistan seeks 1.5 million tons of wheat. Lowest offer was $233.85/ton for 200,000 tons of milling wheat.

Rice/Other

- The two tropical storms slated for the US Gulf will not be good for unharvested rice. 17 percent of the US rice crop had been harvested as of Sunday.

Chicago Wheat		Change	KC Wheat		Change	MN Wheat	Settle	Change
SEP0	527.25	6.50	SEP0	443.75	8.50	SEP0	516.50	11.00
DEC0	535.50	7.75	DEC0	455.25	9.00	DEC0	530.25	10.25
MAR1	543.00	7.75	MAR1	465.75	9.25	MAR1	541.50	10.25
MAY1	547.25	7.25	MAY1	473.50	9.00	MAY1	550.00	9.50
JUL1	548.00	6.25	JUL1	481.25	9.00	JUL1	558.25	8.75
SEP1	553.50	6.00	SEP1	489.00	8.75	SEP1	565.75	8.25
DEC1	563.00	5.50	DEC1	500.25	8.50	DEC1	575.00	7.00
Chicago Rice		**Change**						
SEP0	12.05	(0.215)	NOV0	12.08	(0.205)	JAN1	12.22	(0.195)

US Wheat Basis								
Gulf SRW Wheat			Gulf HRW Wheat			Chicago mill	+5 u	unch
AUG	+55 / u	unch	AUG	135 / u	unch	Toledo	sept price	unch
SEP	+65 / u	unch	SEP	145 / u	unch	PNW US Soft White 10.5% protein		
OCT	+65 / z	unch	OCT	150 / z	unch	PNW Aug	535	unchanged
NOV	+65 / z	unch	NOV	150 / z	unch	PNW Oct	535	unchanged
DEC	+65 / z	unch	DEC	150 / z	unch	PNW Nov	540	unchanged
						PNW Dec	545	unchanged

Euronext EU Wheat		Change	OI	OI Change	World Prices $/ton		Change
SEP0	186.75	1.00	34,669	(8,834)	US SRW FOB	$233.10	$2.12
DEC0	184.50	2.00	181,931	(2,159)	US HRW FOB	$233.40	$3.80
MAR1	185.50	1.75	69,926	(334)	Rouen FOB 11%	$221.26	$1.75
MAY1	187.00	1.75	33,357	(1,722)	Russia FOB 12%	$199.00	$1.00
EUR	1.1832				Ukr. FOB feed (Odessa)	$197.50	$2.00
					Arg. Bread FOB 12%	$243.42	($16.26)

Source: FI, DJ, Reuters & various trade sources

Updated 8/25/20

- *Chicago September is seen in a $5.10-$5.45 range. December $5.15-$5.50 range.*
- *KC September; $4.20-$4.60 range. December $4.35-$4.75.*
- ***MN September $5.00-$5.30 range. December $5.10-$5.45.***

Terry Reilly Grain Research
Futures International | 190 S. LaSalle St., Suite 410 | Chicago, IL 60603
W: 312.604.1366 | treilly@futures-int.com

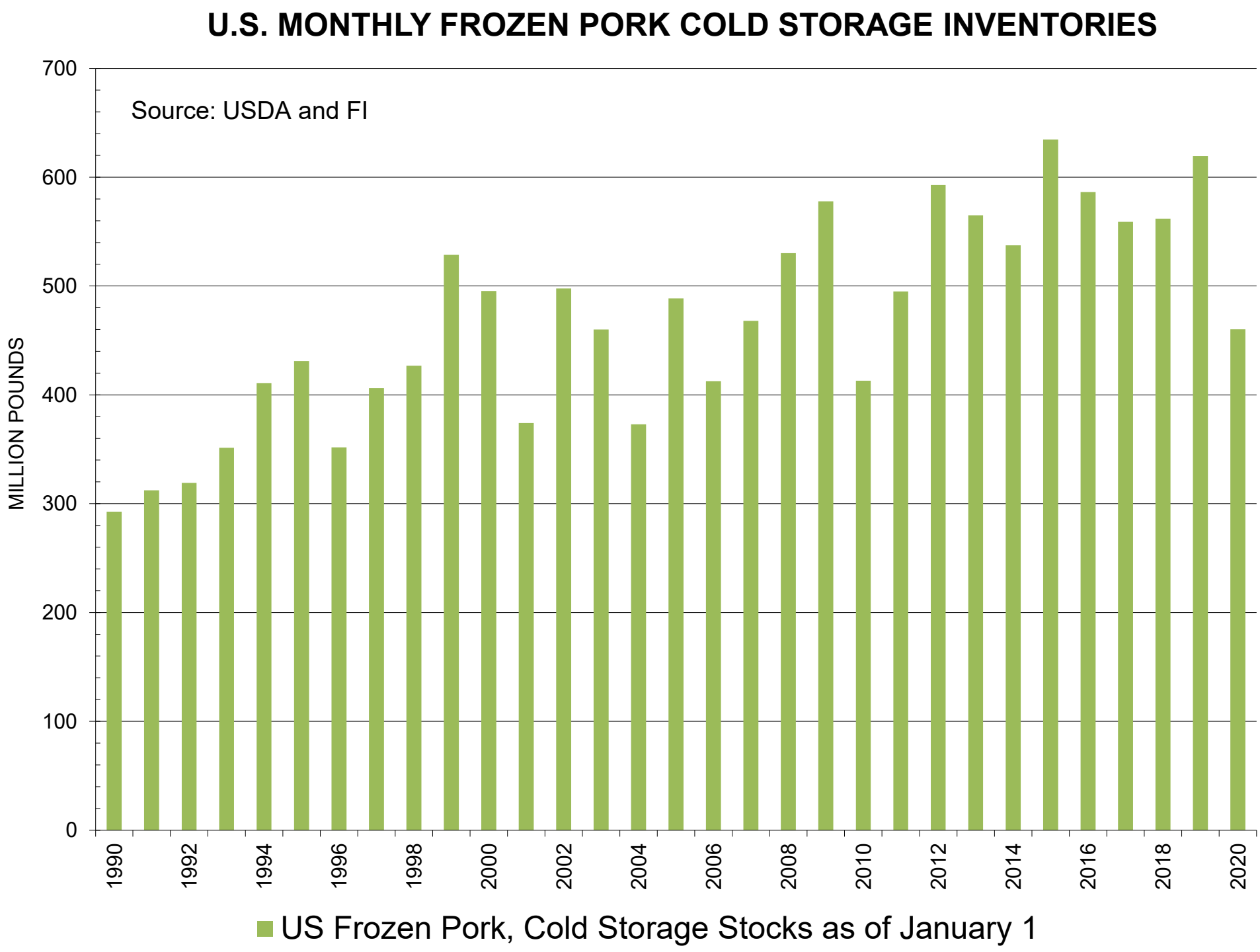
U.S. MONTHLY FROZEN PORK COLD STORAGE INVENTORIES
Source: USDA and FI
MILLION POUNDS
700
600
500
400
300
200
100
0
1990
1992
1994
1996
1998
2000
2002
2004
2006
2008
2010
2012
2014
2016
2018
2020
US Frozen Pork, Cold Storage Stocks as of January 1

USDA Export Sales Estimates/Results in 000 tons

	ESTIMATED 8/20/2020			8/13/2020 Last Week			8/22/2019 Year Ago		
Beans	19/20	25-100		19/20	(12.6)		18/19	25.9	
	n/c	1700-2200		n/c	2,573.2		n/c	792.6	
					Sales to China	(32.8)		Sales to China	9.6
			Shipped			Shipped			Shipped
Meal	19-20	50-150	150-300	19/20	34.5	222.5	18/19	118.6	102.1
	n/c	75-300		n/c	155.8		n/c	13.4	
			Shipped			Shipped			Shipped
Oil	19-20	5-15	10-20	19/20	(0.1)	2.2	18/19	2.2	13.1
	n/c	0-10		n/c	0.0		n/c	0.0	
					Sales to China	0.0		Sales to China	0.0
Corn	19/20	25-100		19/20	61.6		18/19	119.3	
	n/c	1000-1300		n/c	723.3		n/c	301.6	
					Sales to China	8.6		Sales to China	0.0
Wheat	20/21	400-600		20/21	523.0		19/20	594.6	
							n/c	4.9	

o/c=Old Crop, n/c= New Crop Souce: Futures International and USDA

Traditional Daily Estimate of Funds 8/18/20

(Neg)-"Short" Pos-"Long"

	Corn	Bean	Chi. Wheat	Meal	Oil
Actual less Est.	7.7	29.3	(4.5)	19.8	2.9
Act.	(77.2)	138.6	5.1	40.1	70.9
19-Aug	(7.0)	3.0	4.0	1.0	2.0
20-Aug	(1.0)	(8.0)	6.0	(3.0)	(4.0)
21-Aug	8.0	(2.0)	5.0	(4.0)	1.0
24-Aug	15.0	(1.0)	(7.0)	(1.0)	2.0
25-Aug	30.0	15.0	6.0	3.0	3.0
FI Est. of Futures Only 8/18/20	**(32.2)**	**145.6**	**19.1**	**36.1**	**74.9**
FI Est. Futures & Options	**9.7**	**136.2**	**19.4**	**23.6**	**69.5**
Futures only record long	498.2 2/1/2011	260.4 6/27/2017	86.5 8/7/2018	167.5 5/1/2018	160.2 11/1/2016
Futures only record short	(235.0) 6/9/2020	(118.3) 4/30/2019	(130.0) 4/25/2017	(49.5) 3/1/2016	(69.8) 9/18/2018
Futures and options record net long	458.5 9/28/2010	259.8 5/1/2012	64.8 8/7/2012	132.1 5/1/2018	159.2 1/1/2016
Futures and options record net short	(270.6) 4/26/2019	(132.0) 4/30/2019	(143.3) 4/25/2017	(64.1) 3/1/2016	(77.8) 9/18/2018

Managed Money Daily Estimate of Funds 8/18/20

	Corn	Bean	Chi. Wheat	Meal	Oil
Latest CFTC Fut. Only	(128.1)	106.4	(15.1)	11.0	58.5
Latest CFTC F&O	(110.5)	107.1	(12.5)	11.0	57.5
	Corn	Bean	Chi. Wheat	Meal	Oil
FI Est. Managed Fut. Only	(83)	113	(1)	7	63
FI Est. Managed Money F&O	(65)	114	2	7	62

Index Funds Latest Positions (as of last Tuesday)

Index Futures & Options	309.4	191.3	130.8	NA	103.9
Change From Previous Week	0.0	0.0	0.0	NA	0.0

Source: Reuters, CFTC & FI (FI est. are noted with latest date)

Disclaimer

TO CLIENTS/PROSPECTS OF FUTURES INTERNATIONAL, SEE RISK DISCLOSURE BELOW:

THIS COMMUNICATION IS CONVEYED AS A SOLICITATION FOR ENTERING INTO A DERIVATIVES TRANSACTION.

Any trading recommendations and market or other information to Customer by Futures International (FI), although based upon information obtained from sources believed by FI to be reliable may not be accurate and may be changed without notice to customer. FI makes no guarantee as to the accuracy or completeness of any of the information or recommendations furnished to Customer. Customer understands that FI, its managers, employees and/or affiliates may have a position in commodity futures, options or other derivatives which may not be consistent with the recommendations furnished by FI to Customer.

The risk of trading futures and options and other derivatives involves a substantial risk of loss and is not suitable for all persons. In purchasing an option, the risk is limited to the premium paid, and all commissions and fees involved with the trade. When an option is shorted or written, the writer of the option has unlimited risk with respect to the option written. The use of options strategies such as a straddles and strangles involve multiple option positions and may substantially increase the amount of commissions and fees paid to execute the strategy. Option prices do not necessarily move in tandem with cash or futures prices. Each person must consider whether a particular trade, combination of trades or strategy is suitable for that person's financial means and objectives.

This material may include discussions of seasonal patterns, however, futures prices have already factored in the seasonal aspects of supply and demand, and seasonal patterns are no indication of future market trends. Finally, past performance is not indicative of future results.

This communication may contain links to third party websites which are not under the control of FI and FI is not responsible for their content. Products and services are offered only in jurisdictions where solicitation and sale are lawful, and in accordance with applicable laws and regulations in each such jurisdiction.