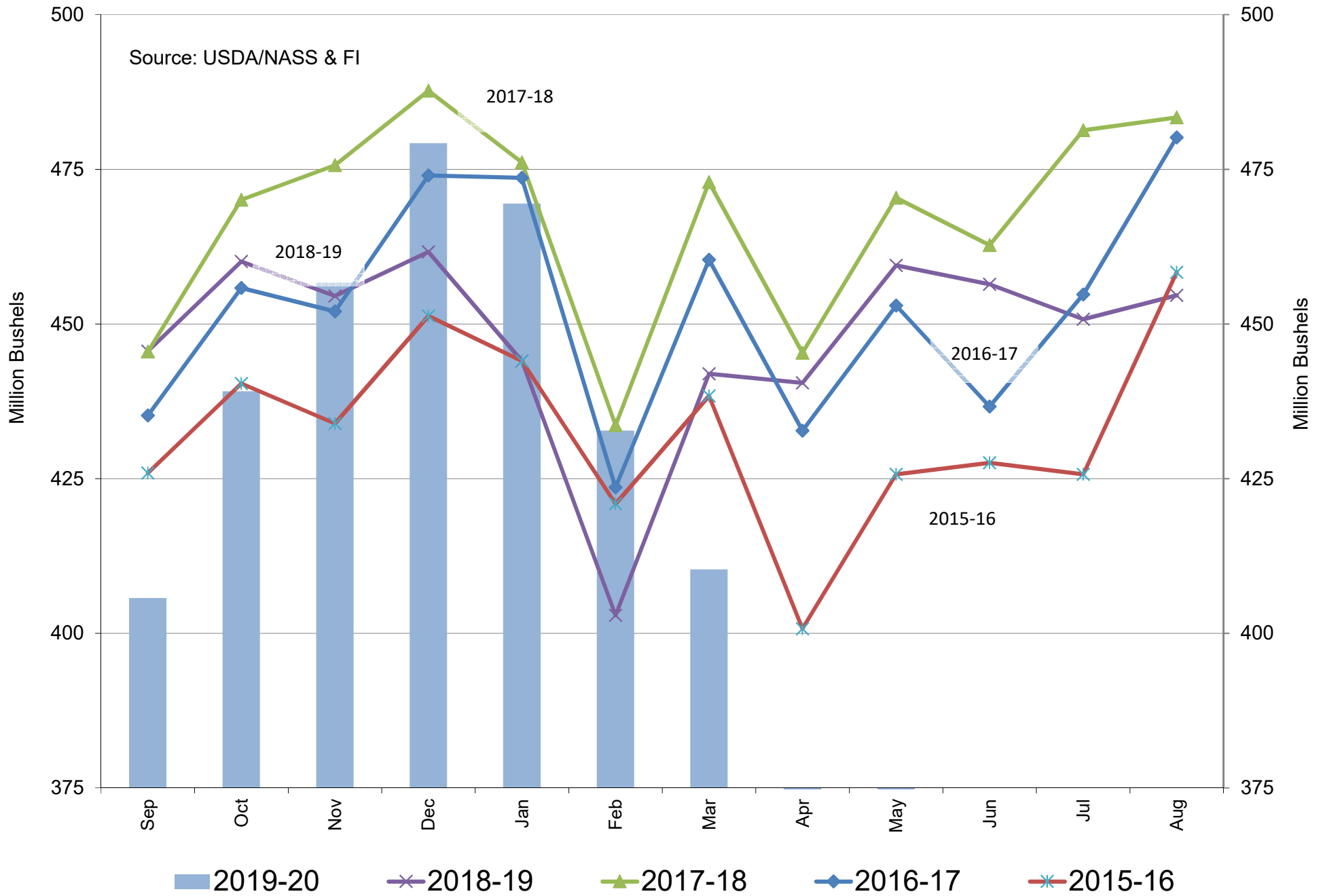


## USDA NASS Monthly US Corn for Ethanol Use

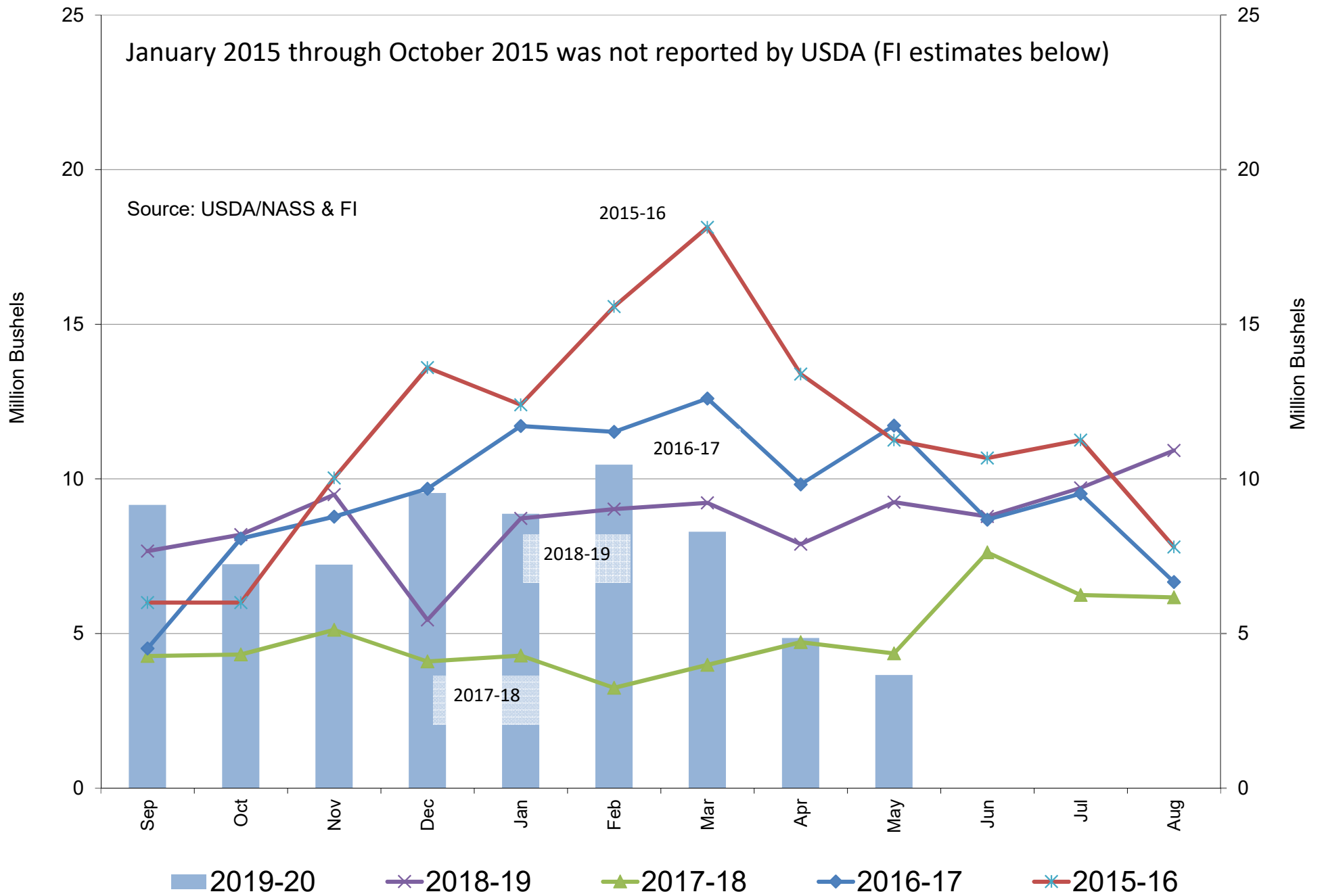
	May-19	Oct-19	Nov-19	Dec-19	Jan-20	Feb-20	Mar-20	Apr-20	Trade May-20
<b>Corn use (mil bu)</b>	459	439	457	479	469	433	410	245	<b>300</b>
FI Estimate	484	434	444	473	473	439	417	248	309
Bloomberg Estimate	471	429	442	475	470	428	416	253	<b>306</b>
<b>Sorghum use (mil bu)</b>	9.2	7.2	7.2	9.5	8.9	10.5	8.3	4.9	<b>3.7</b>
<b>DDGS Output (000 short tons)</b>	1,943	1,872	1,880	1,908	1,950	1,814	1,647	1,014	<b>1,234</b>

Source: USDA Monthly Grain Crushings and Co-Products Production Report, & F

# US Monthly Corn Use for Fuel Ethanol Production

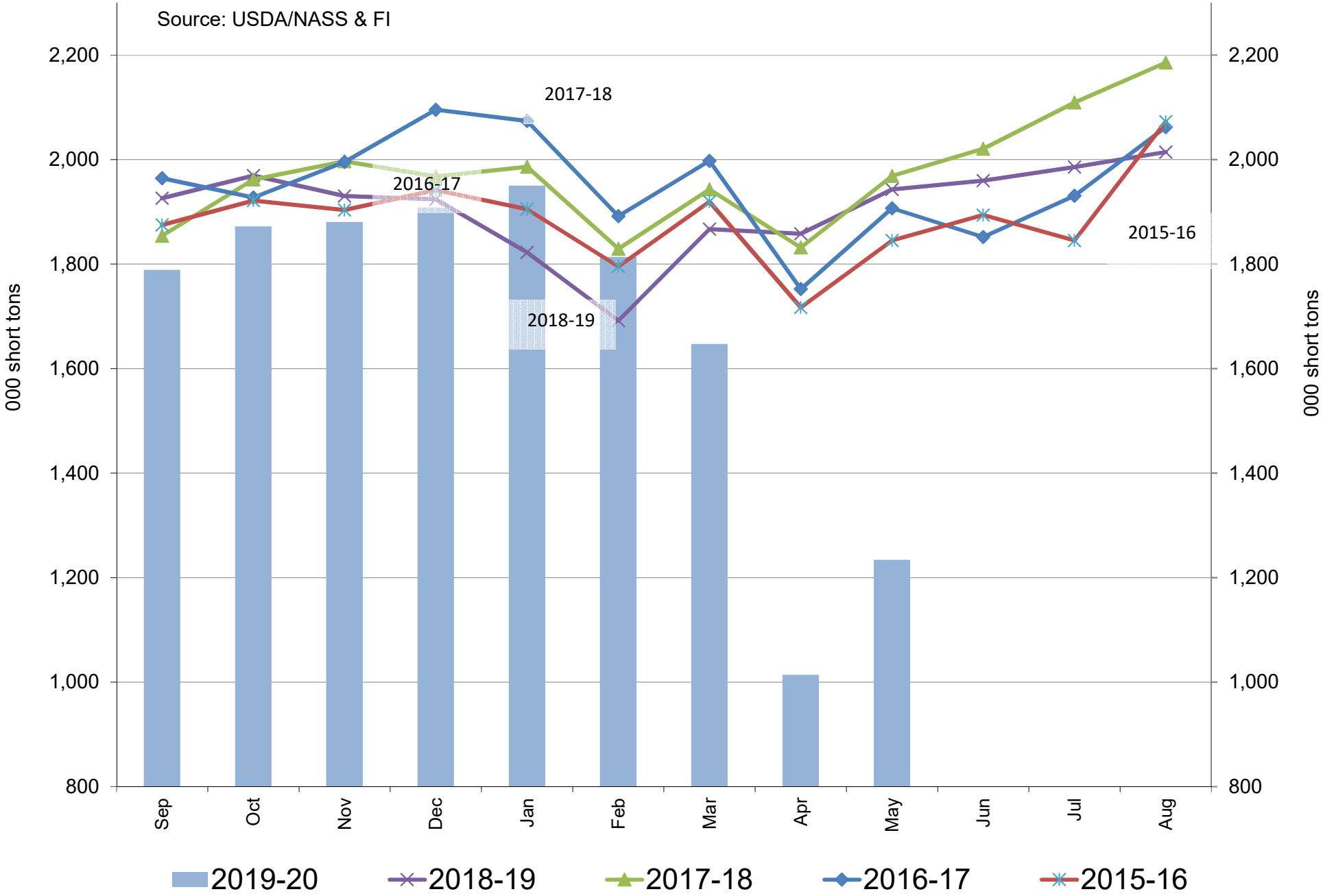


# US Monthly Sorghum Use for Fuel Ethanol Production



# US Monthly DDGS Production

Source: USDA/NASS & FI



# Disclaimer

TO CLIENTS/PROSPECTS OF FUTURES INTERNATIONAL, SEE RISK DISCLOSURE BELOW:

THIS COMMUNICATION IS CONVEYED AS A SOLICITATION FOR ENTERING INTO A DERIVATIVES TRANSACTION.

Any trading recommendations and market or other information to Customer by Futures International (FI), although based upon information obtained from sources believed by FI to be reliable may not be accurate and may be changed without notice to customer. FI makes no guarantee as to the accuracy or completeness of any of the information or recommendations furnished to Customer. Customer understands that FI, its managers, employees and/or affiliates may have a position in commodity futures, options or other derivatives which may not be consistent with the recommendations furnished by FI to Customer.

The risk of trading futures and options and other derivatives involves a substantial risk of loss and is not suitable for all persons. In purchasing an option, the risk is limited to the premium paid, and all commissions and fees involved with the trade. When an option is shorted or written, the writer of the option has unlimited risk with respect to the option written. The use of options strategies such as a straddles and strangles involve multiple option positions and may substantially increase the amount of commissions and fees paid to execute the strategy. Option prices do not necessarily move in tandem with cash or futures prices. Each person must consider whether a particular trade, combination of trades or strategy is suitable for that person's financial means and objectives.

This material may include discussions of seasonal patterns, however, futures prices have already factored in the seasonal aspects of supply and demand, and seasonal patterns are no indication of future market trends. Finally, past performance is not indicative of future results.

This communication may contain links to third party websites which are not under the control of FI and FI is not responsible for their content. Products and services are offered only in jurisdictions where solicitation and sale are lawful, and in accordance with applicable laws and regulations in each such jurisdiction.